



WESLACO INDEPENDENT SCHOOL DISTRICT

319 W. Fourth Street
Weslaco, TX 78599-0266

Winners. **I**nnovators. **S**cholars. **D**oers.

Dr. Priscilla Canales, Superintendent

BOARD OF TRUSTEES

Meeting:	Regular Board Meeting
Place:	WISD Board Room
Location:	319 W. Fourth Street
Date:	September 10, 2018
Time:	6:01 P.M.

MINUTES

- I. The meeting was called to order by Erasmo Lopez, Board President.
- II. A quorum was established. The following board members were present.

Erasmo Lopez, President
Oscar Caballero, Vice President
Isidoro Nieto, Secretary
Andrew Gonzalez, Trustee
Patrick Kennedy, Trustee

Dr. Richard Rivera joined the meeting at 6:14 p.m.
Dr. Jaime Rodriguez joined the meeting at 6:16 p.m.

- III. Opening Prayer

Velda Correa, Weslaco High School Special Education Diagnostician, delivered the invocation.

- IV. Pledge of Allegiance/Texas Pledge

The following students from Weslaco High School led the pledge of allegiance:

- Gabriela Saenz is the daughter of Jaime and Laura Saenz. She is a senior at Weslaco High School and is the head Drum Major of the Panther Corps. Gabriela is an AP Scholar, a member of the Honors Band and currently ranked in the top ten of her class. She is also secretary of the National Honor Society, and vice president of the Science National Honor Society. Gabriela plans to major in Computer Science and the University of Texas at Dallas.
- Maricruz Perez is the daughter of Isaac and Sandra Perez. She is assistant Drum Major for the Weslaco High School Panther Corps. Aside from band, Maricruz is also in the Jazz Band and Mariachi. Maricruz is also a member of the National Honor Society and the Earth Club. She plans to study at the University of Texas San Antonio and major in Biology.

- Jerek Garcia is the son of Jeremy and Laura Garcia. He is assistant Drum Major for the Panther Corps and has advanced to State Solo and Ensemble for three consecutive years. He is also a member of the Jazz Band. Jerek is currently pursuing his Associate’s degree in Aerospace/Mechanical Engineering and competes in Destination Imagination and the Science Fair, in which he is a three-time state qualifier. After graduation, he wants to study at the University of Texas at Austin and major in Engineering.

V. Awards and Recognitions

MEDIA HONOR AWARD

Every year, TASB compiles a Media Honor Roll to commend news organizations that continuously pursue fair and balance reporting, and provide our community, parents, and students with valuable information. This media representative has made efforts to get to know the superintendent and school board, and has given a high profile to positive news in our district.

The board members recognized Michael Rodriguez, Deputy Editor for The Monitor, for his achievement and thanked him for working with WISD.

VI. Public Comments

None

VII. Superintendent’s Report

- STAAR/STAAR EOC: Performance and Ratings

Mr. Abel Aguilar, Assistant Superintendent for Elementary Education & Leadership, presented the following report on the 2018 Accountability Ratings.


Index Measures

- Index 1 Student Achievement**
 - Provides a snapshot of all student performance across subjects
- Index 2 Student Progress**
 - Measures year-to-year progress
- Index 3 Closing the Performance Gaps**
 - Emphasizes the academic achievement of economically disadvantaged students
- Index 4 Postsecondary Readiness**
 - Emphasizes the importance of earning a high school diploma that provides students with the foundation necessary for success in college, job training programs, the workforce, or the military


- All of the index measures are still embedded in the new accountability framework; however, the wording and the framework has changed, and it is now called “Domain Measures”.

- The chart below provides a description of the domain measures.

Domain Measures



~~Index Measures~~



Domain 1 Student Achievement

- Provides a snapshot of all student performance across subjects

Domain 2 School Progress

- Part A Academic Growth – Measures year-to-year growth
- Part B Relative Performance – Emphasizes the academic achievement of economically disadvantaged students

Domain 3 Closing the Gaps

- Educational Equity

- The district goals for the different levels are as follows:

- › Approaches Grade Level: 90%
- › Meets Grade Level: 60%
- › Masters Grade Level: 30%

The chart below shows the calculations as follows:

- › Student Achievement Domain STAAR Component Score: 45
- › District Student Achievement Domain Rating: C
- › District Overall Score: 85.6
- › 2018 District Overall Rating: B

STAAR Component Score

STAAR Performance	Percentages
Approaches Grade Level or Above	75%
Meets Grade Level or Above	43%
Masters Grade Level	17%
<i>Total Percentage Points</i>	
135	
<i>Student Achievement Domain STAAR Component Score (Total Percentage Points ÷ 3)</i>	
45	

District Student Achievement Domain Calculation

Component	Component Score	Scaled Score	Weight	Weighted Points
STAAR	45	76	40%	30.4
CCMR	54	82	40%	32.8
Graduation Rate	93	75	20%	15
<i>Student Achievement Scaled Score</i>				78
<i>District Student Achievement Domain Rating</i>				C

District Overall Rating Calculation

Domain	Scaled Score	Better of School Progress Part A or Part B	Better of Student Achievement or School Progress	Weight	Weighted Points
Student Achievement	78				
School Progress, Part A	79				
School Progress, Part B	88	88	88	70%	61.6
Closing the Gaps	80			30%	24
<i>Overall Score</i>					85.6
<i>2018 District Overall Rating</i>					B

Distinction Designations

- Campuses that achieve the MET STANDARD rating are eligible to earn distinction designations
- These are earned when the campus performs at the top of their group of 40
- The 40 schools are grouped by size, grade level, and student demographics
- Weslaco ISD had a significant increase in the number of Distinction Designations received by our elementary and middle schools

- The District earned a total of 39 Distinction Designations for the 2017 school year.

2017 Accountability Distinction Designations

School	Read/ELA	Math	Science	Social Studies	Student Progress	Closing Gap	Post-Secondary	Num Met of Num Eval
Weslaco ISD								0 of 1
Weslaco High								0 of 7
Weslaco East High		✓			✓			2 of 7
CTE Early College High								0 of 7
Mary Hoge Middle						✓		1 of 7
Cuellar Middle		✓		✓	✓	✓	✓	5 of 7
Central Middle	✓	✓	✓	✓	✓	✓	✓	7 of 7
B. Garza Middle	✓			✓		✓	✓	4 of 7
Roosevelt								0 of 6
Sam Houston	✓	✓	✓		✓	✓	✓	6 of 6
Silva								0 of 6
Gonzalez								0 of 6
Margo	✓	✓			✓	✓	✓	5 of 6
Airport								0 of 6
Memorial	✓	✓			✓		✓	4 of 6
North Bridge								0 of 6
Rico			✓					1 of 6
Cleckler-Heald	✓		✓		✓	✓		4 of 6
Ybarra								0 of 6

■ Not Eligible

- The District earned a total of 51 Distinction Designations for the 2018 school year.

2018 Accountability Distinction Designations

School	Read/ELA	Math	Science	Social Studies	Comparative Ac. Growth	Postsecondary Readiness	Comparative Closing the Gaps	Num Met of Num Eval
Weslaco ISD								0 of 1
Weslaco High						✓		1 of 7
Weslaco East High	✓	✓	✓				✓	4 of 7
CTE Early College High								0 of 7
Mary Hoge Middle			✓	✓				2 of 7
Cuellar Middle		✓		✓		✓		3 of 7
Central Middle	✓	✓	✓	✓	✓	✓	✓	7 of 7
B. Garza Middle	✓					✓		2 of 7
Roosevelt	✓				✓			2 of 6
Sam Houston	✓		✓			✓	✓	4 of 6
Silva								0 of 6
Gonzalez					✓			1 of 6
Margo	✓		✓		✓	✓	✓	5 of 6
Airport	✓	✓	✓		✓		✓	5 of 6
Memorial	✓	✓	✓		✓	✓	✓	6 of 6
North Bridge								0 of 6
Rico			✓			✓		2 of 6
Cleckler-Heald	✓	✓	✓		✓	✓		5 of 6
Ybarra		✓	✓					2 of 6

■ Not Eligible

- The Board commended Memorial Elementary and Central Middle School for earning all their distinction designations.
 - ›Memorial Elementary earned 6 of 6 distinctions.
 - ›Central Middle School earned 7 of 7 distinctions.
- Central Middle School and Memorial Elementary were two of 400 schools in the state of Texas that were identified as meeting all their distinctions.

Campus	Domain I	Domain II		Domain III	Eco Dis	Overall Scaled Score	Letter Grade Rating	DD 17-18	DD 16-17	DD 15-16
	Student Achievement	School Progress		Closing the Gaps						
		Part A: Academic Growth	Part B: Relative Performance (Eco Dis)							
Airport	78	90	86	96	81.0%	92%	A	5 of 6	0 of 6	0 of 6
Cleckler-Heald	83	85	90	79	80.3%	87%	B	5 of 6	4 of 6	0 of 6
Gonzalez	70	85	77	76	92.2%	82%	B	1 of 6	0 of 6	0 of 6
Margo	80	80	89	100	87.0%	92%	A	5 of 6	5 of 6	0 of 6
Mario Ybarra	74	80	83	77	94.2%	81%	B	2 of 6	0 of 6	0 of 6
Memorial	86	86	88	100	65.5%	92%	A	6 of 6	4 of 6	2 of 6
North Bridge	67	79	75	75	94.5%	78%	C	0 of 6	0 of 6	0 of 6
Rico	77	82	86	79	86.3%	84%	B	2 of 6	1 of 6	1 of 6
Roosevelt	72	85	80	78	85.4%	83%	B	2 of 6	0 of 6	0 of 6
Sam Houston	80	77	88	92	85.6%	89%	B	4 of 6	6 of 6	3 of 6
Silva	72	69	79	76	75.5%	78%	C	0 of 6	0 of 6	0 of 6
Central	83	80	90	89	75.2%	90%	A	7 of 7	7 of 7	4 of 7
Cuellar	75	72	85	73	85.2%	81%	B	3 of 7	5 of 7	0 of 7
B. Garza	76	60	85	73	76.5%	81%	B	2 of 7	4 of 7	0 of 7
Mary Hoge	74	70	85	75	91.2%	82%	B	2 of 7	1 of 7	4 of 7
CTE Early Coll.	71	58	80	74	87.1%	78%	C	0 of 7	0 of 7	0 of 7
South Palm*	74	N/A	N/A	N/A	N/A	74%	C	N/E	N/E	N/E
Weslaco East	78	73	83	76	85.4%	81%	B	4 of 7	2 of 7	2 of 7
Weslaco High	81	69	86	74	72.8%	81%	B	1 of 7	0 of 7	0 of 7
Total Campus Distinction Designations								51	39	16
Weslaco ISD	78	79	88	80	82.4%	86%	B	0 of 1	0 of 1	0 of 1

Mr. Aguilar presented the following slides showing a three-year comparison of the percentages for all grade levels and subject areas.

- ›The green shaded areas reflect a growth for the respective campuses for the 2018 school year.
- ›The yellow shaded areas indicate that the scores remained the same.
- ›The gray shaded areas reflect a decrease.

3rd Grade Reading									
Weslaco ISD STAAR May Administration									
Campus	Approaches			Meets			Masters		
	2016	2017	2018*	2016	2017	2018*	2016	2017	2018*
	Percentage Cut Score			Percentage Cut Score			Percentage Cut Score		
	53%	53%	53%	75%	76%	76%	85%	85%	85%
Airport Elementary	57%	73%	75%	23%	34%	35%	9%	18%	16%
Cleckler-Heald Elementary	76%	69%	83%	35%	36%	35%	19%	18%	15%
Gonzalez Elementary	62%	48%	78%	26%	18%	31%	14%	12%	17%
Margo Elementary	70%	71%	82%	34%	40%	50%	19%	25%	33%
Mario Ybarra Elementary	74%	66%	64%	32%	37%	23%	12%	24%	12%
Memorial Elementary	89%	81%	87%	46%	40%	51%	21%	25%	34%
North Bridge Elementary	53%	63%	68%	27%	34%	33%	9%	16%	13%
Rico Elementary	54%	59%	61%	33%	31%	23%	15%	17%	11%
Roosevelt Elementary	49%	57%	81%	26%	34%	36%	11%	26%	23%
Sam Houston Elementary	78%	86%	89%	47%	46%	52%	27%	22%	23%
Silva Elementary	67%	73%	74%	32%	39%	35%	12%	21%	13%
Weslaco ISD	67%	68%	77%	33%	35%	37%	15%	20%	20%
Region One	71%	73%	77%	-	-	40%	-	-	22%
State	73%	73%	76%	-	-	41%	-	-	24%

WISD Data Source: Eduphoria Aware – Data Generated with Accountability Parameters
*Preliminary Results

3rd Grade Math									
Weslaco ISD STAAR May Administration									
Campus	Approaches			Meets			Masters		
	2016	2017	2018*	2016	2017	2018*	2016	2017	2018*
	Percentage Cut Score			Percentage Cut Score			Percentage Cut Score		
	52%	50%	50%	76%	75%	75%	89%	85%	88%
Airport Elementary	74%	81%	82%	37%	46%	44%	14%	22%	30%
Cleckler-Heald Elementary	79%	84%	90%	45%	50%	59%	17%	25%	27%
Gonzalez Elementary	76%	67%	80%	42%	29%	30%	12%	8%	14%
Margo Elementary	87%	78%	85%	48%	46%	55%	18%	22%	21%
Mario Ybarra Elementary	80%	69%	86%	31%	41%	35%	14%	24%	17%
Memorial Elementary	92%	86%	85%	57%	55%	52%	21%	29%	29%
North Bridge Elementary	63%	73%	73%	30%	43%	41%	9%	24%	17%
Rico Elementary	67%	73%	76%	36%	37%	42%	16%	16%	16%
Roosevelt Elementary	51%	72%	70%	23%	41%	32%	10%	23%	13%
Sam Houston Elementary	87%	90%	88%	51%	57%	46%	16%	36%	24%
Silva Elementary	81%	67%	76%	46%	39%	38%	16%	24%	17%
Weslaco ISD	77%	77%	81%	41%	44%	44%	15%	23%	21%
Region One	76%	80%	81%	-	-	49%	-	-	23%
State	75%	78%	77%	-	-	45%	-	-	22%

WISD Data Source: Eduphoria Aware - Data Generated with Accountability Parameters
*Preliminary Results

4th Grade Reading									
Weslaco ISD STAAR May Administration									
Campus	Approaches			Meets			Masters		
	2016	2017	2018*	2016	2017	2018*	2016	2017	2018*
	Percentage Cut Score			Percentage Cut Score			Percentage Cut Score		
	55%	56%	56%	77%	75%	75%	86%	86%	86%
Airport Elementary	80%	72%	83%	37%	31%	54%	14%	15%	24%
Cleckler-Heald Elementary	90%	85%	79%	47%	49%	45%	18%	24%	22%
Gonzalez Elementary	70%	59%	47%	29%	26%	19%	11%	10%	8%
Margo Elementary	79%	76%	69%	35%	41%	35%	16%	23%	19%
Mario Ybarra Elementary	61%	65%	73%	25%	29%	35%	10%	13%	17%
Memorial Elementary	82%	83%	83%	41%	42%	40%	15%	24%	22%
North Bridge Elementary	64%	48%	61%	24%	22%	23%	7%	11%	8%
Rico Elementary	54%	62%	69%	20%	33%	31%	10%	18%	13%
Roosevelt Elementary	63%	54%	73%	26%	24%	38%	10%	13%	15%
Sam Houston Elementary	86%	84%	86%	45%	48%	42%	26%	16%	17%
Silva Elementary	69%	64%	63%	26%	34%	27%	13%	16%	14%
Weslaco ISD	73%	69%	71%	33%	35%	35%	14%	17%	16%
Region One	74%	72%	73%	-	-	44%	-	-	22%
State	75%	70%	71%	-	-	44%	-	-	23%

WISD Data Source: Eduphoria Aware - Data Generated with Accountability Parameters
*Preliminary Results

4th Grade Math									
Weslaco ISD STAAR May Administration									
Campus	Approaches			Meets			Masters		
	2016	2017	2018*	2016	2017	2018*	2016	2017	2018*
	Percentage Cut Score			Percentage Cut Score			Percentage Cut Score		
	50%	50%	50%	73%	74%	74%	83%	85%	85%
Airport Elementary	73%	68%	87%	19%	29%	55%	4%	8%	22%
Cleckler-Heald Elementary	85%	75%	89%	38%	40%	55%	16%	26%	28%
Gonzalez Elementary	80%	71%	77%	41%	42%	32%	22%	22%	10%
Margo Elementary	82%	88%	82%	35%	60%	52%	15%	32%	32%
Mario Ybarra Elementary	78%	86%	76%	30%	42%	55%	10%	16%	26%
Memorial Elementary	80%	86%	90%	43%	61%	65%	19%	36%	42%
North Bridge Elementary	60%	68%	80%	25%	34%	42%	8%	18%	21%
Rico Elementary	57%	69%	74%	18%	35%	35%	10%	20%	17%
Roosevelt Elementary	51%	53%	83%	22%	29%	45%	4%	14%	24%
Sam Houston Elementary	83%	92%	91%	45%	59%	50%	21%	37%	25%
Silva Elementary	74%	72%	76%	29%	53%	50%	13%	30%	30%
Weslaco ISD	73%	76%	82%	32%	45%	49%	13%	24%	26%
Region One	75%	79%	82%	-	-	40%	-	-	27%
State	73%	76%	77%	-	-	47%	-	-	26%

WISD Data Source: Eduphoria Aware - Data Generated with Accountability Parameters
*Preliminary Results

4th Grade Writing									
Weslaco ISD STAAR May Administration									
Campus	Approaches			Meets			Masters		
	2016	2017	2018*	2016	2017	2018*	2016	2017	2018*
	Percentage Cut Score			Percentage Cut Score			Percentage Cut Score		
	54%	56%	56%	69%	72%	69%	81%	84%	84%
Airport Elementary	74%	52%	59%	37%	15%	24%	9%	2%	5%
Cleckler-Heald Elementary	72%	83%	65%	37%	46%	32%	9%	8%	9%
Gonzalez Elementary	58%	65%	51%	27%	28%	26%	5%	9%	3%
Margo Elementary	72%	66%	48%	38%	23%	25%	15%	5%	3%
Mario Ybarra Elementary	66%	52%	48%	26%	12%	26%	2%	1%	3%
Memorial Elementary	74%	74%	68%	44%	42%	37%	16%	11%	10%
North Bridge Elementary	55%	49%	44%	26%	21%	24%	6%	2%	2%
Rico Elementary	48%	55%	52%	22%	24%	28%	5%	4%	7%
Roosevelt Elementary	64%	44%	57%	30%	10%	30%	10%	1%	3%
Sam Houston Elementary	69%	75%	70%	35%	33%	36%	15%	6%	7%
Silva Elementary	50%	67%	53%	15%	33%	29%	4%	6%	1%
Weslaco ISD	64%	63%	56%	31%	27%	29%	9%	5%	5%
Region One	72%	70%	68%	-	-	-	-	-	11%
State	69%	65%	61%	-	-	37%	-	-	10%

WISD Data Source: Eduphoria Aware – Data Generated with Accountability Parameters
*Preliminary Results

5th Grade Reading									
Weslaco ISD STAAR First and Second Administration									
Campus	Approaches			Meets			Masters		
	2016	2017	2018*	2016	2017	2018*	2016	2017	2018*
	Percentage Cut Score			Percentage Cut Score			Percentage Cut Score		
	53%	53%	55%	75%	76%	74%	85%	85%	87%
Airport Elementary	89%	90%	98%	43%	44%	51%	18%	21%	21%
Cleckler-Heald Elementary	88%	89%	91%	45%	50%	61%	24%	24%	21%
Gonzalez Elementary	68%	84%	80%	29%	41%	47%	12%	19%	22%
Margo Elementary	86%	84%	94%	48%	40%	53%	19%	24%	21%
Mario Ybarra Elementary	67%	64%	83%	25%	19%	43%	7%	9%	19%
Memorial Elementary	82%	88%	88%	52%	50%	57%	32%	27%	29%
North Bridge Elementary	63%	75%	72%	28%	26%	36%	8%	10%	13%
Rico Elementary	89%	81%	90%	37%	40%	66%	15%	17%	43%
Roosevelt Elementary	85%	84%	74%	44%	36%	50%	17%	20%	23%
Sam Houston Elementary	88%	91%	91%	36%	49%	61%	19%	27%	24%
Silva Elementary	78%	77%	81%	32%	34%	51%	10%	14%	18%
Weslaco ISD	81%	83%	86%	38%	40%	53%	17%	20%	23%
Region One	79%	82%	85%	-	-	-	-	-	-
State	81%	82%	82%†	-	-	-	-	-	-

WISD Data Source: Eduphoria Aware – Data Generated with Accountability Parameters
*Preliminary Results for First and Second 2018 Administration

† State Data Source: Texas Education Agency (April and May Results)

5th Grade Math									
Weslaco ISD STAAR First and Second Administration									
Campus	Approaches			Meets			Masters		
	2016	2017	2018*	2016	2017	2018*	2016	2017	2018*
	Percentage Cut Score			Percentage Cut Score			Percentage Cut Score		
	52%	50%	47%	76%	75%	69%	89%	85%	83%
Airport Elementary	96%	89%	100%	40%	54%	72%	14%	19%	33%
Cleckler-Heald Elementary	93%	93%	97%	49%	52%	72%	24%	22%	39%
Gonzalez Elementary	88%	90%	96%	45%	57%	65%	15%	28%	34%
Margo Elementary	96%	93%	96%	53%	49%	71%	27%	20%	32%
Mario Ybarra Elementary	95%	86%	93%	38%	44%	67%	6%	16%	35%
Memorial Elementary	96%	90%	97%	50%	64%	80%	27%	28%	44%
North Bridge Elementary	86%	90%	88%	37%	43%	52%	13%	16%	24%
Rico Elementary	88%	83%	93%	28%	37%	55%	6%	16%	39%
Roosevelt Elementary	85%	85%	89%	29%	35%	45%	9%	13%	18%
Sam Houston Elementary	95%	99%	100%	46%	57%	75%	22%	27%	36%
Silva Elementary	88%	75%	91%	30%	30%	52%	6%	12%	30%
Weslaco ISD	91%	89%	95%	41%	48%	65%	16%	20%	34%
Region One	87%	90%	94%	-	-	-	-	-	-
State	86%	87%	90%†	-	-	-	-	-	-

WISD Data Source: Eduphoria Aware – Data Generated with Accountability Parameters

† State Data Source: Texas Education Agency (April and May Results)

5th Grade Science									
Weslaco ISD STAAR May Administration									
Campus	Approaches			Meets			Masters		
	2016	2017	2018*	2016	2017	2018*	2016	2017	2018*
	Percentage Cut Score			Percentage Cut Score			Percentage Cut Score		
	59%	58%	58%	80%	78%	78%	91%	89%	89%
<i>Airport Elementary</i>	75%	82%	89%	26%	34%	52%	4%	9%	22%
<i>Cleckler-Heald Elementary</i>	85%	86%	96%	39%	51%	62%	11%	23%	27%
<i>Gonzalez Elementary</i>	79%	81%	78%	41%	38%	37%	11%	14%	15%
<i>Margo Elementary</i>	88%	86%	92%	45%	46%	55%	14%	16%	30%
<i>Mario Ybarra Elementary</i>	56%	85%	86%	17%	35%	49%	0%	15%	20%
<i>Memorial Elementary</i>	73%	76%	90%	38%	43%	61%	12%	19%	29%
<i>North Bridge Elementary</i>	59%	69%	73%	27%	31%	32%	4%	12%	14%
<i>Rico Elementary</i>	75%	68%	85%	37%	34%	62%	11%	18%	28%
<i>Roosevelt Elementary</i>	71%	73%	68%	29%	42%	26%	6%	12%	8%
<i>Sam Houston Elementary</i>	92%	93%	85%	54%	59%	43%	18%	29%	23%
<i>Silva Elementary</i>	63%	68%	73%	14%	31%	32%	1%	9%	10%
<i>Weslaco ISD</i>	75%	79%	84%	34%	41%	48%	9%	16%	21%
<i>Region One</i>	76%	77%	81%	-	-	45%	-	-	18%
<i>State</i>	74%	74%	75%	-	-	39%	-	-	16%

WISD Data Source: Edaphos Analytics—Data Generated with Accountability Parameters
 *Preliminary Results

6th Grade Reading									
Weslaco ISD STAAR May Administration									
Campus	Approaches			Meets			Masters		
	2016	2017	2018*	2016	2017	2018*	2016	2017	2018*
	Percentage Cut Score			Percentage Cut Score			Percentage Cut Score		
	56%	58%	58%	77%	78%	78%	88%	88%	88%
<i>Central Middle School</i>	68%	62%	72%	32%	31%	40%	11%	12%	18%
<i>Cuellar Middle School</i>	54%	64%	59%	23%	22%	24%	8%	10%	10%
<i>Garza Middle School</i>	78%	65%	58%	37%	33%	28%	16%	13%	13%
<i>Mary Hoge Middle School</i>	53%	48%	46%	17%	13%	17%	5%	5%	5%
<i>Weslaco ISD</i>	64%	59%	58%	28%	25%	27%	10%	10%	11%
<i>Region One</i>	63%	62%	62%	-	-	31%	-	-	13%
<i>State</i>	69%	69%	66%	-	-	36%	-	-	18%

6th Grade Math									
Weslaco ISD STAAR May Administration									
Campus	Approaches			Meets			Masters		
	2016	2017	2018*	2016	2017	2018*	2016	2017	2018*
	Percentage Cut Score			Percentage Cut Score			Percentage Cut Score		
	37%	34%	37%	60%	61%	61%	81%	82%	82%
<i>Central Middle School</i>	64%	62%	81%	22%	18%	40%	2%	3%	9%
<i>Cuellar Middle School</i>	51%	57%	70%	11%	12%	30%	2%	2%	5%
<i>Garza Middle School</i>	65%	65%	56%	23%	27%	20%	3%	5%	4%
<i>Mary Hoge Middle School</i>	64%	62%	55%	22%	16%	15%	3%	1%	0%
<i>Weslaco ISD</i>	62%	62%	64%	21%	19%	25%	3%	3%	4%
<i>Region One</i>	69%	73%	75%	-	-	39%	-	-	14%
<i>State</i>	72%	76%	76%	-	-	43%	-	-	17%

7th Grade Reading									
Weslaco ISD STAAR May Administration									
Campus	Approaches			Meets			Masters		
	2016	2017	2018*	2016	2017	2018*	2016	2017	2018*
	Percentage Cut Score			Percentage Cut Score			Percentage Cut Score		
	58%	55%	55%	76%	76%	74%	86%	86%	83%
Central Middle School	75%	76%	76%	43%	39%	50%	22%	18%	32%
Cuellar Middle School	57%	67%	66%	26%	29%	32%	11%	12%	16%
Garza Middle School	64%	76%	69%	32%	38%	41%	11%	15%	19%
Mary Hoge Middle School	60%	62%	59%	24%	22%	27%	8%	11%	15%
Weslaco ISD	64%	70%	67%	31%	32%	38%	13%	14%	21%
Region One	65%	70%	68%	-	-	41%	-	-	23%
State	71%	73%	72%	-	-	45%	-	-	27%

7th Grade Math									
Weslaco ISD STAAR May Administration									
Campus	Approaches			Meets			Masters		
	2016	2017	2018*	2016	2017	2018*	2016	2017	2018*
	Percentage Cut Score			Percentage Cut Score			Percentage Cut Score		
	41%	40%	40%	63%	63%	63%	81%	83%	80%
Central Middle School	68%	72%	76%	30%	42%	43%	10%	14%	19%
Cuellar Middle School	70%	67%	74%	32%	44%	43%	12%	21%	21%
Garza Middle School	73%	76%	73%	46%	47%	39%	23%	16%	13%
Mary Hoge Middle School	68%	73%	81%	34%	41%	41%	9%	12%	11%
Weslaco ISD	70%	72%	76%	36%	43%	41%	14%	16%	15%
Region One	66%	69%	72%	-	-	39%	-	-	17%
State	69%	70%	71%	-	-	38%	-	-	17%

7th Grade Writing									
Weslaco ISD STAAR May Administration									
Campus	Approaches			Meets			Masters		
	2016	2017	2018*	2016	2017	2018*	2016	2017	2018*
	Percentage Cut Score			Percentage Cut Score			Percentage Cut Score		
	59%	54%	57%	72%	70%	70%	85%	83%	83%
Central Middle School	74%	71%	73%	38%	35%	42%	10%	7%	10%
Cuellar Middle School	60%	62%	67%	25%	26%	37%	3%	4%	8%
Garza Middle School	64%	75%	69%	32%	34%	38%	7%	10%	9%
Mary Hoge Middle School	59%	69%	61%	30%	28%	29%	4%	5%	7%
Weslaco ISD	64%	69%	67%	32%	31%	36%	6%	7%	8%
Region One	67%	70%	65%	-	-	38%	-	-	12%
State	69%	70%	67%	-	-	41%	-	-	14%

8th Grade Reading									
Weslaco ISD STAAR First and Second Administration									
Campus	Approaches			Meets			Masters		
	2016	2017	2018*	2016	2017	2018*	2016	2017	2018*
	Percentage Cut Score			Percentage Cut Score			Percentage Cut Score		
	54%	57%	57%	75%	75%	77%	88%	86%	86%
Central Middle School	86%	78%	76%	28%	25%	30%	6%	6%	14%
Cuellar Middle School	71%	72%	76%	18%	29%	28%	2%	6%	7%
Garza Middle School	84%	79%	82%	27%	28%	28%	4%	10%	8%
Mary Hoge Middle School	78%	75%	74%	30%	23%	19%	7%	3%	7%
Weslaco ISD	80%	76%	77%	26%	26%	26%	5%	6%	9%
Region One	82%	81%	80%	-	-	-	-	-	-
State	87%	86%	83% [†]	-	-	-	-	-	-

WISD Data Source: Eduphoria Aware – Data Generated with Accountability Parameters
 * Preliminary Results for First and Second 2018 Administration
 † State Data Source: Texas Education Agency (April and May Results)

8th Grade Math									
Weslaco ISD STAAR First and Second Administration									
Campus	Approaches			Meets			Masters		
	2016	2017	2018*	2016	2017	2018*	2016	2017	2018*
	Percentage Cut Score			Percentage Cut Score			Percentage Cut Score		
	46%	48%	45%	64%	69%	67%	86%	88%	88%
Central Middle School	91%	91%	91%	58%	65%	75%	14%	27%	32%
Cuellar Middle School	79%	84%	83%	41%	50%	51%	5%	24%	21%
Garza Middle School	81%	86%	86%	42%	46%	56%	9%	15%	18%
Mary Hoge Middle School	88%	88%	93%	51%	50%	67%	9%	12%	23%
Weslaco ISD	84%	87%	88%	48%	52%	62%	9%	19%	23%
Region One	82%	86%	87%	-	-	-	-	-	-
State	82%	85%	84% [†]	-	-	-	-	-	-

WISD Data Source: Eduphoria Aware – Data Generated with Accountability Parameters
 * Preliminary Results for First and Second 2018 Administration
 † State Data Source: Texas Education Agency (April and May Results)

8th Grade Science									
Weslaco ISD STAAR May Administration									
Campus	Approaches			Meets			Masters		
	2016	2017	2018*	2016	2017	2018*	2016	2017	2018*
	Percentage Cut Score			Percentage Cut Score			Percentage Cut Score		
	54%	52%	55%	72%	69%	71%	85%	83%	83%
Central Middle School	75%	78%	84%	44%	53%	64%	16%	17%	35%
Cuellar Middle School	61%	65%	64%	29%	39%	35%	7%	9%	19%
Garza Middle School	77%	75%	79%	44%	46%	51%	14%	13%	22%
Mary Hoge Middle School	75%	77%	79%	43%	39%	52%	15%	11%	25%
Weslaco ISD	72%	74%	77%	40%	44%	51%	13%	13%	25%
Region One	72%	73%	73%	-	-	47%	-	-	24%
State	75%	76%	74%	-	-	50%	-	-	27%

WISD Data Source: Eduphoria Aware – Data Generated with Accountability Parameters
 * Preliminary Results

8th Grade Social Studies									
Weslaco ISD STAAR May Administration									
Campus	Approaches			Meets			Masters		
	2016	2017	2018*	2016	2017	2018*	2016	2017	2018*
	Percentage Cut Score			Percentage Cut Score			Percentage Cut Score		
	52%	52%	52%	73%	73%	73%	83%	82%	82%
<i>Central Middle School</i>	58%	66%	76%	26%	36%	43%	14%	20%	29%
<i>Cuellar Middle School</i>	44%	61%	68%	12%	32%	40%	4%	15%	19%
<i>Garza Middle School</i>	56%	61%	63%	23%	28%	32%	10%	16%	18%
<i>Mary Hoge Middle School</i>	64%	60%	69%	33%	22%	40%	19%	12%	22%
<i>Weslaco ISD</i>	55%	62%	68%	24%	29%	38%	12%	16%	22%
<i>Region One</i>	60%	61%	65%	-	-	35%	-	-	21%
<i>State</i>	63%	63%	64%	-	-	34%	-	-	20%

WISD Data Source: Eduphoria Aware – Data Generated with Accountability Parameters
*Preliminary Results

Algebra I									
Weslaco ISD EOC Spring Administration									
Campus	Approaches			Meets			Masters		
	2016	2017	2018*	2016	2017	2018*	2016	2017	2018*
	Percentage Cut Score			Percentage Cut Score			Percentage Cut Score		
	37%	39%	39%	63%	63%	61%	78%	78%	76%
<i>CTE Early College</i>	70%	79%	87%	10%	26%	45%	1%	5%	15%
<i>South Palm Gardens HS</i>	100%	100%	100%	0%	0%	0%	0%	0%	0%
<i>Weslaco East High School</i>	75%	82%	82%	36%	50%	54%	13%	17%	24%
<i>Weslaco High School</i>	68%	72%	71%	24%	29%	35%	8%	8%	11%
<i>Central Middle School</i>	100%	100%	100%	92%	98%	100%	68%	92%	87%
<i>Cuellar Middle School</i>	100%	100%	100%	99%	100%	97%	72%	84%	97%
<i>Garza Middle School</i>	99%	99%	100%	81%	94%	98%	49%	64%	86%
<i>Mary Hoge Middle School</i>	99%	100%	100%	86%	88%	99%	45%	51%	85%
<i>Weslaco ISD</i>	79%	82%	82%	45%	51%	58%	23%	26%	37%
<i>Region One</i>	79%	85%	-	-	-	-	-	-	-
<i>State</i>	78%	83%	83% [†]	-	-	56% [†]	-	-	34% [†]

WISD Data Source: Eduphoria Aware – Data Generated with Accountability Parameters
*Preliminary Results

† State Data Source: Texas Education Agency Spring 2018 Results

Biology									
Weslaco ISD EOC Spring Administration									
Campus	Approaches			Meets			Masters		
	2016	2017	2018*	2016	2017	2018*	2016	2017	2018*
	Percentage Cut Score			Percentage Cut Score			Percentage Cut Score		
	37%	39%	39%	61%	61%	61%	83%	83%	83%
<i>CTE Early College</i>	79%	91%	92%	33%	37%	51%	5%	6%	11%
<i>South Palm Gardens HS</i>	100%	100%	100%	0%	0%	0%	0%	0%	0%
<i>Weslaco East High School</i>	86%	85%	81%	47%	48%	44%	8%	10%	11%
<i>Weslaco High School</i>	85%	82%	85%	49%	49%	61%	10%	13%	19%
<i>Weslaco ISD</i>	85%	82%	84%	47%	47%	52%	9%	11%	15%
<i>Region One</i>	84%	84%	-	-	-	-	-	-	-
<i>State</i>	87%	86%	87% [†]	-	-	60% [†]	-	-	24% [†]

WISD Data Source: Eduphoria Aware – Data Generated with Accountability Parameters
*Preliminary Results

† State Data Source: Texas Education Agency Spring 2018 Results

US History									
Weslaco ISD EOC Spring Administration									
Campus	Approaches			Meets			Masters		
	2016	2017	2018*	2016	2017	2018*	2016	2017	2018*
	Percentage Cut Score			Percentage Cut Score			Percentage Cut Score		
	41%	43%	41%	65%	63%	63%	81%	79%	79%
<i>CTE Early College</i>	81%	38%	93%	31%	0%	64%	5%	0%	32%
<i>South Palm Gardens HS</i>	67%	78%	46%	10%	33%	23%	0%	0%	15%
<i>Weslaco East High School</i>	84%	80%	87%	39%	39%	57%	8%	10%	25%
<i>Weslaco High School</i>	86%	76%	87%	42%	41%	62%	12%	15%	30%
<i>Weslaco ISD</i>	85%	77%	86%	40%	39%	59%	10%	12%	28%
<i>Region One</i>	88%	89%	-	-	-	-	-	-	-
<i>State</i>	91%	91%	92% [†]	-	-	72% [†]	-	-	42% [†]

WISD Data Source: Eduphoria Aware – Data Generated with Accountability Parameters
*Preliminary Results

† State Data Source: Texas Education Agency Spring 2018 Results

English I									
Weslaco ISD EOC Spring Administration									
Campus	Approaches			Meets			Masters		
	2016	2017	2018*	2016	2017	2018*	2016	2017	2018*
	Percentage Cut Score			Percentage Cut Score			Percentage Cut Score		
	52%	59%	60%	61%	68%	69%	80%	88%	88%
<i>CTE Early College</i>	46%	55%	56%	21%	24%	35%	0%	0%	1%
<i>South Palm Gardens HS</i>	0%	20%	36%	0%	0%	9%	0%	0%	0%
<i>Weslaco East High School</i>	45%	39%	40%	26%	22%	20%	2%	0%	0%
<i>Weslaco High School</i>	49%	43%	46%	31%	22%	27%	3%	1%	1%
<i>Central Middle School</i>	98%	100%	100%	87%	99%	98%	12%	15%	12%
<i>Cuellar Middle School</i>	100%	100%	97%	84%	92%	97%	7%	16%	3%
<i>Garza Middle School</i>	98%	100%	100%	95%	100%	95%	20%	24%	24%
<i>Mary Hoge Middle School</i>	100%	100%	100%	89%	91%	90%	7%	11%	7%
<i>Weslaco ISD</i>	53%	48%	51%	35%	31%	34%	3%	2%	2%
<i>Region One</i>	59%	59%	-	-	-	-	-	-	-
<i>State</i>	65%	64%	60% [†]	-	-	44% [†]	-	-	7% [†]

WISD Data Source: Eduphoria Aware – Data Generated with Accountability Parameters
*Preliminary Results

† State Data Source: Texas Education Agency Spring 2018 Results

English II									
Weslaco ISD EOC Spring Administration									
Campus	Approaches			Meets			Masters		
	2016	2017	2018*	2016	2017	2018*	2016	2017	2018*
	Percentage Cut Score			Percentage Cut Score			Percentage Cut Score		
	55%	60%	60%	64%	69%	69%	85%	91%	90%
<i>CTE Early College</i>	59%	51%	51%	28%	33%	37%	0%	3%	0%
<i>South Palm Gardens HS</i>	5%	14%	8%	0%	0%	0%	0%	0%	0%
<i>Weslaco East High School</i>	43%	55%	51%	24%	38%	35%	1%	2%	2%
<i>Weslaco High School</i>	54%	62%	59%	32%	44%	41%	4%	4%	3%
<i>Weslaco ISD</i>	49%	58%	54%	28%	40%	37%	2%	3%	2%
<i>Region One</i>	60%	61%	-	-	-	-	-	-	-
<i>State</i>	67%	66%	66% [†]	-	-	50% [†]	-	-	8% [†]

WISD Data Source: Eduphoria Aware – Data Generated with Accountability Parameters
*Preliminary Results

† State Data Source: Texas Education Agency Spring 2018 Results

Questions/Answers

- Based on the results presented, Mr. Kennedy wanted to know which subject area staff needed to focus on.
 - ›District staff will focus on writing, as this is clearly an area of weakness at WISD. Principals and strategists are working together and already have plans in place to provide staff development to teachers. Staff development will include four (4) workdays: two days in September, and two days in early October.

- What kind of tests do elementary students take?
 - ›Tests consist of multiple-choice questions of which 75% are editing and revision, and 25% are essay.

- Due to the excellent scores in 5th grade Math, Andrew Gonzalez wanted to know what measures had been taken by staff that contributed to an increase in the Math scores.
 - ›As per Nora Lopez (Math Strategist), students have been receiving instruction based on the TEKS that have been in place for the past two years. The teachers have been working hard through PLC’s in using the TEKS resource system. In addition, teachers are utilizing programs such as Imagine Math and Reasoning Minds. The second grade students who were last year’s fifth graders were the first group of students to use Reasoning Minds. This program provides a lot of Algebraic thinking to students at an early age, and its use has contributed for much of the growth in the 5th grade testing. By using these resources, students will be more knowledgeable as they move on to Algebra and will become more successful with Algebra I. The Imagine Math program continues to assist staff in monitoring the progress of what students are doing. Ms. Lopez is very excited on how these programs will work together to produce more growth in the area of Math.

Mr. Aguilar pointed out that there are several programs available for staff at the different campuses. The Sharon Wells program is also available for use; however, the Principals work with staff in using the programs that they feel will work for their students.

According to Mr. Aguilar, every year the tests are more rigorous and consist of very challenging questions. Thus, administrative staff continues to work with campuses to get them to the next level. Mr. Aguilar commended the principals and the leaders for a job well done.

Dr. Canales thanked Mr. Aguilar and team for doing a great job in making sure that everyone understood the accountability system.

●Enrollment

Dr. Canales presented the following information on Enrollment for the second week of school.

District Enrollment/Membership Comparison						
Campus	2 nd Week Average Enrollment			2 nd Week Average Membership		
	2017-2018	2018-2019	Difference	2017-2018	2018-2019	Difference
Roosevelt Elementary	497	-	(497)	482	-	(482)
Sam Houston Elementary	733	738	5	693	703	10
Silva Elementary	654	637	(17)	631	605	(26)
Gonzalez Elementary	716	696	(20)	687	658	(29)
Margo Elementary	904	939	35	863	884	21
Airport Elementary	561	845	284	532	792	260
Memorial Elementary	909	979	70	870	921	51
North Bridge Elementary	723	737	14	682	687	5
Rico Elementary	812	827	15	785	779	(6)
Cleckler-Heald Elementary	859	922	63	822	872	50
Ybarra Elementary	479	599	120	450	565	115
Mary Hoge Middle School	1005	987	(18)	1005	987	(18)
Cuellar Middle School	714	751	37	713	751	38
Central Middle School	867	899	32	867	899	32
B. Garza Middle School	1066	1094	28	1066	1094	28
South Palm Gardens	75	69	(6)	74	68	(6)
East High School	1980	2024	44	1979	2024	45
Weslaco High School	2352	2332	(20)	2352	2332	(20)
Horton	37	41	4	37	41	4
JJAEP – Student Alternative	13	6	(7)	13	6	(7)
Hidalgo County Bootcamp	28	32	4	28	32	4
Early College High School	264	233	(31)	264	233	(31)
21 st Century ELF Academy	309	526	217	155	263	108
GRAND TOTAL	16557	16916	356	16047	16198	151

September 10, 2018

- Enrollment for the second week of school is up by 356 students.
- Membership is also up by 151.
- › Membership consist of all students attending school who account for ADA for funding.
Example used by Dr. Canales: A student who has met all credit requirement and is receiving STAAR EOC support at a high school, and possibly enrolled, will not count for membership for funding.

**Weslaco Independent School District
Enrollment/Membership Comparison**

CAMPUS	2 nd Week Average Enrollment			2 nd Week Average Membership		
	2017-2018	2018-2019	Difference	2017-2018	2018-2019	Difference
Elementary Schools	7847	7919	72	7497	7466	(31)
Middle Schools	3652	3731	79	3651	3731	80
High Schools	4671	4658	(13)	4669	4657	(12)
Alternative	78	79	1	78	79	1
ELF – Academy	309	526	217	155	263	108
GRAND Total	16557	16916	356	16047	16198	151

- ADA is generated through membership and attendance.


Weslaco ISD Average Daily Attendance (ADA)

Campus	2 nd Week			2018-2019 ADA (%)
	2017	2018	Funding Diff ADA	
Roosevelt Elementary	474	-	(474)	-
Sam Houston Elementary	685	697	12	99.04%
Silva Elementary	622	598	(23)	98.93%
Gonzalez Elementary	681	651	(30)	99.05%
Margo Elementary	852	874	22	98.86%
Airport Elementary	525	783	258	98.88%
Memorial Elementary	862	912	50	99.00%
North Bridge Elementary	674	677	2	98.45%
Rico Elementary	772	769	(3)	98.79%
Cleckler-Heald Elementary	816	863	47	98.94%
Ybarra Elementary	440	558	118	98.70%
Mary Hoge Middle School	989	971	(19)	98.39%
Cuellar Middle School	703	740	38	98.54%
Central Middle School	855	888	33	98.75%
B. Garza Middle School	1051	1078	27	98.50%
South Palm Gardens	68	64	(4)	93.41%
East High School	1925	1961	36	96.88%
Weslaco High School	2303	2268	(34)	97.26%
Horton	35	39	4	94.09%
JJAEP – Student Alternative	11	6	(5)	96.43%
Hidalgo County Bootcamp	28	32	3	100.00%
Early College High School	261	230	(30)	98.81%
21 st Century ELF Academy	148	263	116	100.00%
TOTAL	15,779	15922	143	98.30%

September 10, 2018


- High School Allotment

Mrs. Sue Peterson, Assistant Superintendent for Secondary Education & Leadership, presented on the High School Allotment Fund.



Weslaco ISD
High School Allotment Fund
September 10, 2018


Priscilla Canales Ph.D., Superintendent
Sue Peterson, Asst. Superintendent for Secondary Education and Leadership
Norma Brewer, Student Support Services/State Compensatory Director



Background Information

In accordance with the Texas Education Code (TEC), Chapter 42, Subchapter E, the Texas Education Agency began distributing funds during 2006-2007 to school districts [for the purpose of preparing students for college.](#)

Districts receive funding based the average daily attendance for all students enrolled in grades 9-12.




Purpose of HSA Funding

The HSA was created by the Texas Legislature to assist in:

- Preparing underachieving students to enter institutions of higher education;
- Encouraging students to pursue advanced academic opportunities;
- Providing opportunities for students to take academically rigorous courses;
- Aligning secondary and postsecondary curriculum and expectations; and
- Supporting other promising high school completion and success initiatives in Grades 6-12 approved by the commissioner of education.

- Listed below are the five (5) categories of allowable use for High School Allotment Funds.




Allowable Use for HSA Funds

Texas Education Code Sec. 39.234. USE OF HIGH SCHOOL ALLOTMENT. (a) Except as provided by Subsection (b), a school district or campus must use funds allocated under Section 42.160 to:

- (1) [implement or administer a college readiness program that provides academic support and instruction to prepare underachieving students for entrance into an institution of higher education;](#)
- (2) [implement or administer a program that encourages students to pursue advanced academic opportunities, including early college high school programs and dual credit, advanced placement, and international baccalaureate courses;](#)
- (3) [implement or administer a program that provides opportunities for students to take academically rigorous coursework, including four years of mathematics and four years of science at the high school level;](#)

- The majority of HSA allotment funds are used to fund the early college high school programs.
- The District funds two summer programs for students with TexPrep:
 - ›STC (Focus is on STEM)
 - ›UTRGV
- The following two (2) categories are allowable, but not used by WISD.




Allowable Use for HSA Funds

Texas Education Code Sec. 39.234. USE OF HIGH SCHOOL ALLOTMENT. (a) Except as provided by Subsection (b), a school district or campus must use funds allocated under Section 42.160 to:

(4) implement or administer a program, including online course support and professional development, that aligns the curriculum for grades six through twelve with postsecondary curriculum and expectations; or

(5) implement or administer other high school completion and success initiatives in grades six through 12 approved by the commissioner.

- Staff needs to present the Annual Performance Goals at an annual meeting of the Board of Trustees.



WISD Annual Performance Goals


Weslaco ISD will:

Increase the district 4-year graduation rate for the Class of 2019 to 95%.
 (The 4-year graduation rate for the Class of 2017 was 92.8%. The unofficial 4-year graduation rate for the Class of 2018 was 91%)

Increase the number of students successfully completing an associate's degree at the Weslaco 21st Century CTE ECHS by at least 3%. (12 students earned an associate's degree in 2018)

Have at least 15 students earn an Associate's Degree at the Weslaco High School ECHS and the Weslaco East ECHS.

- WHS currently has 31 students, and WEHS has 29 students on track.



WISD Annual Performance Goals

Increase the number of students successfully completing dual enrollment courses at Weslaco High School, Weslaco East High School by at least 3% each year. (Completion in 2016 was 96%, 2017 94%, and 2018 90%.)

Increase the number of students who graduate College, Career, or Military Ready (as defined by the Texas Education Agency state accountability system) by at least 5% from June 2018 to June 2019. (2017 CCMR was 54%; 2018-78%; 2019-77%)



Continuing Initiatives

- Early College High School Program with STC: fees, textbooks, supplies
- Summer TxPREP program with STC
- Summer TxPREP program with UTRGV
- Staff to support college readiness: college and career readiness counselor (WHS-current vacancy); math instructional coach (WHS); AVID teacher (WEHS); counselor aide (WEHS); counselor (SPGHS); counselor (Horton AEP); college readiness director (district-partial salary)

- Summer TxPrep Program with STC (focuses on STEM)

- ›The district recruits students who are rising seventh graders and attend classes at STC in the summer.

- ›Students receive high school elective credit.

- ›The district recruits 30 students each year (the oldest students are in 9th grade). Staff will recruit another 30 students for this year's program.

- Summer TxPrep Program with UTRGV

- ›The district provides transportation and covers the fee for students.

- ›Six to seven students participated in this program this summer.



New Initiative

To assist Weslaco ISD in meeting the goals for college and career readiness:

- A CCMR counselor will be employed at WHS and WEHS (this is an existing vacant position at WHS; a new position at WEHS)
- This person will work closely with the high school counseling team to:
 - Increase four-year graduation rate;
 - Increase success in dual enrollment courses;
 - Increase number of students earning an associate's degree
 - Increase participation in and achievement on TSI and ACT;
 - Increase number of students meeting at least one CCMR standard
 - Facilitate completion of Apply Texas and FAFSA application;
 - Communicate scholarship opportunities and assist students with application;
 - Communicate graduation plan options to parents and students;
 - and
 - Assist students with transition to post-secondary institutions.

- WISD is the only 6A district in the valley that does not have a person at high school assigned to assist seniors with their college applications and financial aid.



High School Allotment Funding

Allocation	\$1,237,437.00
Carry Over	<u>\$177,875.00</u>
Grand Total	\$1,415,312.00



2018-2019 HSA Budget

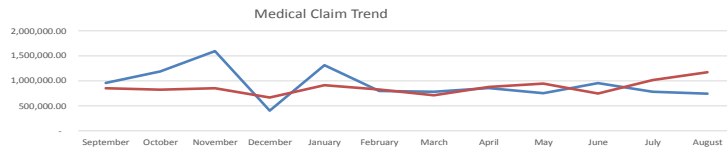
Salaries	\$ 568,168
ECHS Tuition, Supplies, Books	797,144
Summer TxPREP (STC,UTRGV)	50,000
Total Allocation	\$1,415,312

- Insurance

Mr. Mike De La Rosa, Risk Management/Employee Benefits Director, provided a presentation on the district's insurance programs.

WESLACO ISD SELF-FUNDED HEALTH INSURANCE PROGRAM BCBS / American Health Care 2017-2018 Plan Year-Medical Claims

Month	2016-2017	2017-2018	Claim Difference	Frates Run Out	BCBS
September	958,884.86	851,061.15	(107,823.71)	\$ 614,940.40	\$ 236,120.75
October	1,184,764.75	821,831.81	(362,932.94)	\$ 232,225.21	\$ 589,606.60
November	1,591,373.73	850,491.11	(740,882.62)	\$ 266,897.68	\$ 583,593.43
December	403,027.89	665,233.41	262,205.52		
January	1,312,441.14	910,692.84	(401,748.30)		
February	797,065.63	827,806.73	30,741.10		
March	779,925.39	709,440.83	(70,484.56)		
April	853,537.14	876,842.86	23,305.72		
May	752,963.04	944,694.97	191,731.93		
June	952,285.14	746,385.22	(205,899.92)		
July	781,053.90	1,012,298.81	231,244.91		
August	742,574.93	1,169,834.69	427,259.76		
	11,109,897.54	10,386,614.43	(723,283.11)	\$ 1,114,063.29	\$ 1,409,320.78



- WISD paid \$11.1 million in claims in 2016-2017 vs. \$10.4 million in 2017-2018, for a difference of \$723,283.11 less for this year.
- The district paid \$1.1 million in run outs, which was included in the \$10.4 million for 2017-18. Run outs are claims paid this year but incurred in 2016-2017.

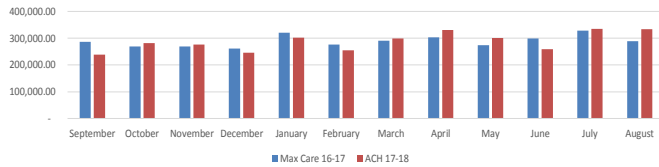
Dr. Rivera wanted to know what account was used to pay for the \$1.1 million in run outs.

Mr. Sanchez replied that the run outs were paid with funds allocated in the current year fund that is in place for the health insurance.

**WESLACO ISD
SELF-FUNDED HEALTH INSURANCE PROGRAM
BCBS / American Health Care
2017-2018 Rx**

Month	Max Care 16-17	ACH 17-18
September	286,811.83	239,341.56
October	268,996.83	282,299.44
November	268,788.37	276,516.85
December	261,213.79	245,708.51
January	320,746.33	302,443.68
February	275,976.52	254,585.24
March	291,330.86	298,484.76
April	303,492.21	330,130.41
May	273,638.78	300,564.15
June	299,276.42	259,597.48
July	328,637.02	335,242.02
August	288,706.19	334,221.64
	-	-
	3,467,615.15	3,459,135.74

Rx Fees



The District spent \$3,467,615.15 in prescriptions in 2016-2017 vs. \$3,459,135.74 spent in 2017-2018, for a difference of \$8,479.40 less for this year.

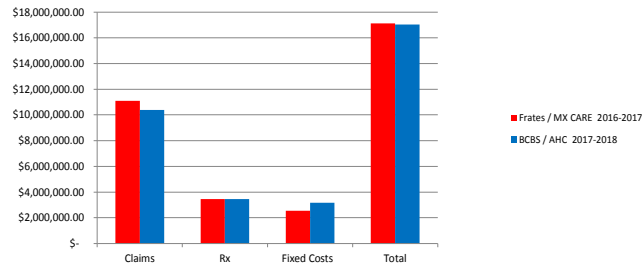
**WESLACO ISD
SELF-FUNDED HEALTH INSURANCE PROGRAM
BCBS / American Health Care
2017-2018 Admin Fees**

Month	Frates Admin Fees 16-17	BCBS Admin Fees 17-18	run out admin
September	223,192.14	244,083.20	\$ 212,197.10
October	\$ 224,184.30	\$ 243,870.45	
November	226,518.54	245,708.60	
December	\$ 225,837.72	\$ 247,231.50	
January	296,880.96	247,926.85	
February	226,421.28	247,314.55	
March	225,934.98	248,169.30	
April	225,740.46	247,650.30	
May	225,740.46	247,737.95	
June	226,129.50	247,505.75	
July	226,600.74	247,350.85	
August	\$ 224,962.38	\$ 247,082.35	
	-	-	
	2,553,181.08	3,173,828.75	620,647.67
ADMINISTRATION FEE*		\$ 38.70	PEPM
UTILIZATION REVIEW*			
PPO ACCESS FEE			
SPECIFIC STOP LOSS		\$ 66.59	PEPM
AGGREGATE STOP LOSS		\$ 0.56	PEPM
TOTAL PEPM		\$ 105.85	PEPM

- The District spent \$2,553,181.08 in 2016-2017 vs. \$3,173,828.76 spent in 2017-2018.
- From the \$3.2 million, the district paid run outs to the prior TPA to administer the run outs over the first quarter of the year. Thus, the district spent \$620,647.67 more on administrative fees this year vs. last year.

**WESLACO ISD
SELF-FUNDED HEALTH INSURANCE PROGRAM
BCBS / American Health Care
2017-2018 Totals**

September 1, 2017 - August 31, 2018	Claims	Rx	Fixed Costs	Total
Frates / MX CARE 2016-2017	\$ 11,109,897.54	\$ 3,467,615.15	\$ 2,553,181.08	\$ 17,130,693.77
BCBS / AHC 2017-2018	\$ 10,386,614.43	\$ 3,459,135.74	\$ 3,173,828.75	\$ 17,019,578.92
	\$ (723,283.11)	\$ (8,479.41)	\$ 620,647.67	\$ (111,114.85)



•The total amount spent on the self-funded health insurance program this year was \$17,019,578.92 vs. \$17,130,693.77 spent in 2016-2017, for a total of \$111,114.85 less.

Trustee Andrew Gonzalez said that it was his understanding that the district would be saving more than \$111,000.00 when they switched to BCBS. Mr. De La Rosa replied that the representation made by BCBS was that the district would see a savings of \$2 million dollars.

Board President Erasmo Lopez recalled that the agreement with BCBS included a guarantee savings. He asked Mr. De La Rosa to follow up on the contract and report to the Board via the weekly update.

Claimants Over \$50,000

2016-2017		2017-2018 (through July)	
Paid	Amount Reimbursed	Paid	Amount Reimbursed
\$ 306,165.89	\$ 181,165.89	\$ 365,634.39	\$ 44,055.11
\$ 255,254.62	\$ 14,364.98	\$ 170,190.00	
\$ 248,153.65	\$ 123,153.62	\$ 167,439.32	
\$ 242,636.99	\$ 7,011.86	\$ 166,071.85	
\$ 232,491.03	\$ 107,491.03	\$ 150,561.31	
\$ 219,676.60	\$ 48,472.37	\$ 144,773.77	
\$ 185,418.80	\$ 60,418.80	\$ 114,228.07	
\$ 184,321.82	\$ 59,321.82	\$ 97,592.32	
\$ 175,878.52	\$ 50,878.52	\$ 96,510.09	
\$ 167,608.63	\$ 42,608.63	\$ 94,110.92	
\$ 129,712.70	\$ 4,712.70	\$ 88,947.09	
\$ 115,290.10	\$ -	\$ 76,103.02	
\$ 104,756.67	\$ -	\$ 68,827.87	
\$ 95,139.23	\$ -	\$ 68,557.64	
\$ 93,323.34	\$ -	\$ 60,515.06	
\$ 91,687.92	\$ -	\$ 56,759.01	
\$ 86,958.05	\$ -	\$ 55,456.46	
\$ 85,688.94	\$ -	\$ 54,113.99	
\$ 74,483.36	\$ -	\$ 52,785.89	
\$ 73,779.16	\$ -	\$ 52,476.47	
\$ 71,687.26	\$ -	\$ 51,619.01	
\$ 70,051.28	\$ -	\$ 50,371.53	
\$ 69,696.56	\$ -		
\$ 64,270.75	\$ -		
\$ 62,029.50	\$ -		
\$ 59,495.37	\$ -		
\$ 58,215.85	\$ -		
\$ 58,113.75	\$ -		
\$ 57,002.22	\$ -		
\$ 56,377.35	\$ -		
\$ 54,489.25	\$ -		
\$ 53,804.12	\$ -		
\$ 53,134.01	\$ -		
\$ 53,088.57	\$ -		
\$ 52,786.10	\$ -		
\$ 52,703.91	\$ -		
\$ 51,535.47	\$ -		
\$ 4,166,929.34	\$ 699,602.22	\$ 2,281,645.68	\$ 44,055.11

- The chart above reflects the number of claimants the district spent over \$50,000 in 2016-2017.
 - ›The amounts listed for 2017-2018 are through July only. The information for the month of August will be forwarded to the Board upon receipt.
 - ›In 2016-2017, the District paid \$4,166,929.34 in excess claims over \$50,000 and received about \$699,602.22 in return.
 - ›The district paid \$2,281,645.68 in stop loss reimbursements for 2017-2018 through July, and received \$44,055.11 in return.

**Weslaco ISD Self Funded
Workers' Compensation Program
2017-2018**

WISD 2 Year Claims Comparison					
FY Loss	Number of Claims	Paid	Outstanding Reserves	Incurred	
2016/2017	111	\$ 253,897.66	\$ 116,449.07	\$ 370,346.73	claims for FY 2016/2017 valued at 08/31/2017
2017/2018	113	\$ 91,404.74	\$ 43,184.75	\$ 134,589.49	claims for FY 2017/2018 valued at 08/31/2018

For fiscal year 2017/2018, there were 23 weeks in which temporary income benefits were not paid.

WISD did not have any employees out on workers' comp during these 23 weeks.

- The district paid \$91,404.74 for 113 claims for the 2017-2018 year vs. \$253,897.66 for 111 claims in year 2016-2017.
- Incurred in 2016-2017: \$370,346.73
- Incurred in 2017-2018: \$134,589.49

• **Construction Projects: Architect Presentation**

› Weslaco East High School Band Hall

- This project commenced July 26, 2018
- Building pad is complete
- Grade beam trench is complete
- Plumbing observed by MEP
- Concrete reinforcement is on site
- CMU is on site
- Estimated completion date: late February 2019

› Dr. Armando Cuellar MS Re-Roof/Replacement (Gym & Field House)

- Installed field membrane and wall flashing at Band Hall & Gym
- Installed metal clip at Band Hall
- Installing metal coping at Band Hall
- This project should be complete in the next 20 days.

› B. Garza MS Band Hall & Gym Re-Roof

- Installed 100% of the base sheet & cap sheet
- Installed 65% of the sheet metal
- Aluminum ladders expected to arrive in 4-5 days
- This project should be complete in the next 15 days.

› Weslaco High School Old Band Hall Re-Roof/Replacement

- Installed drain flashings
- Installed continuous cleat & fascia
- This project is complete.

›Airport Elementary School Re-Roof/Replacement

- Installed base sheet in entire school
- Installed 95% of the cap sheet
- Preparing Phasing Plan for last two (2) mechanical screen areas
- Installed 65% perimeter edge metal
- Estimated Completion Date: late October

›PBK Architects: Renovations @ WEHS Dressing Rooms

- Lockers have been removed and returned to WISD
- All interior finishes have been removed
- Mechanical, electrical plumbing has been removed
- Interior walls have been removed
- Exterior windows and doors have been removed
- Saw cutting will begin next week for making new openings
 - › Board President Erasmo Lopez pointed out that the students were utilizing the building next door, and asked that the workers use electrical saws to cut concrete and not gas-powered saws. The odor will linger if gas-powered saws are used to cut concrete.
- Portable building is on site
- Security fences are up
- Wood/deck is complete
- WISD is currently installing existing lockers from old dressing room
- Pending inspection of fire alarm system by fire marshal
- Pending approval by City of Weslaco for occupancy of building
- Expected completion date of WHS Dressing Rooms is March 15, 2019.

›GomezMendezSaenz Architects: Weslaco High School Athletic Field House

- Over \$3 million project - billing through this month is at \$1.2 million (41% of contract amount)
- Contract duration: 258 days
- Notice to proceed issued in April 2018
- Substantial completion was originally set before Christmas; however, due to a 30-day delay with an irrigation line, the substantial completion moved to the end of January.
- Fire marshal requested changes for additional security measures
- All exterior block and structural steel is up
- Roof deck is up and has been inspected
- Interior block is up
- All metal stud framing is complete (90%)
- Currently installing single sided drywall
- Fire sprinklers are being installed
- Reviewed construction of coaches' office, administrative office, training room, and equipment storage room
- Storage Building: All steel is up and wall panels have been installed on three sides.
 - ›Waiting on overhead doors
 - ›Roof will have insulation

Additional projects will be presented at future board meetings.

VIII. Consent Agenda

Andrew Gonzalez pulled out Item #O-1 for discussion. The administration pulled out Item #R due to lack of information presented to the district.

Patrick Kennedy made the motion to approve the consent agenda as presented with the exception of Item #O-1 and Item #R. Isidoro Nieto seconded the motion and it passed unanimously.

- A. Approval of the Minutes of the Regular Board Meeting of August 13, 2018, the Special Meetings of July 31, 2018 and August 20, 2018, and the Public Hearings of August 13, 2018 and August 20, 2018

The Board approved the minutes as presented.

- B. Approval of Out of Valley Trips

The Board approved the following trips as presented.

Weslaco East High School

- The WEHS Boys Cross Country Team will attend the 2018 Javelina Cross Country Invitational in Kingsville, Texas on September 15, 2018.
- The WEHS Boys Cross Country Team will attend the 2018 Islander Splash Meet in Corpus Christi, Texas on September 21-22, 2018.
- The WEHS Boys Cross Country Team will attend the McNeil Invitational Cross Country Meet in Round Rock, Texas on September 28-29, 2018.
- The WEHS Boys Cross Country Team will attend the UIL Region 4 Cross Country Meet in Corpus Christi, Texas on October 21-22, 2018.
- The WEHS Girls Cross Country Team will attend the McNeil Invitational Cross Country Meet in Round Rock, Texas on September 28-29, 2018.
- The WEHS Varsity Swim Team will attend the 2018 United ISD Laredo Dual Swim Meet in Laredo, Texas on October 13, 2018.

Weslaco High School

- The WHS Robotics UIL Teams will participate in the UIL Best Kick-off Day Contest in San Antonio, Texas on September 14-15, 2018. Students will compete at the Best Robotics Hub to accumulate points to advance in the UIL Robotics for state. This trip will kick off their season with the required tools for their regional competition to be held in October.
- The WHS Boys Cross Country Team will attend the 2018 McNeil Cross Country Invitational in Round Rock, Texas on September 24-29, 2018.
- The WHS Varsity Swim team will attend the 2018 United ISD Laredo Dual Swim Meet in Laredo, Texas on October 13, 2018. The athletes will have the opportunity to compete at a regional level of competition and be exposed to college level coaches.

- C. Approval of 2018-2019 Membership Renewal Fee to Participate in Region One ESC's PEIMS Service Cooperative

The Board approved the membership renewal fee for participation in the TSDS-PEIMS Services Cooperative with the Region One ESC for the 2018-2019 school year. The membership fee for the 2018-2019 school year is \$6,000.

Through this membership, WISD staff receives regional training at Region One, technical phone support for data standards, Student Attendance Accounting manual, Personal Identification Database and TEA audits, PEIMS data analysis, as well as maintenance of historical PEIMS data files and custom reports.

D. Approval of Policy Update 111 from the Texas Association of School Boards (TASB)

Policy Update 111 was presented for first reading at the August 13, 2018 Regular Board Meeting. Update 111 focuses primarily on amendments to the Administrative Code resulting from legislation from the 85th Legislative Session.

The Board approved Policy Update 111 as presented with the recommended changes to local policies that address the following topics:

- BBD (Board Member – Training and Orientation): Revised Administrative Code rules incorporate board member continuing education requirements from SB 1566. The law requires the board president to announce board member continuing education status at the last regular board meeting before trustee elections, even if an election is not scheduled or held, such as when a district does not conduct annual elections or when an election is cancelled.

- CAA (Fiscal Management Goals and Objectives – Financial Ethics): A revision to this policy on fraud and financial impropriety is recommended to clarify that reports of suspected impropriety may be made to a person who has authority to investigate the alleged activity, including the other individuals listed in the policy.

- CJA (Contracted Services – Criminal History) Emergency access to district facilities of contractors and subcontractors subject to criminal history.

- DH (Employee Standards of Conduct): Most districts' policies at DH(Local) provide that the district's prohibition against firearms on district property is not violated when a district employee who holds a Texas handgun or other firearm in a locked vehicle in a district area, provided the handgun or other firearm is not loaded and is not in plain view. However, the interplay of state and federal law would permit a district to revise this policy to allow such an employee to have a loaded handgun or firearm under these circumstances.

- DHE (Employee Standards of Conduct – Searches and Alcohol/Drug Testing): Recommended text clarifies that the district may remove from duty and require testing of an employee if there is reasonable suspicion that employee is under the influence of alcohol or drugs in violation of district policy.

- DI (Employee Welfare): This local policy addressing drug-free awareness programs are recommended for deletion, as the content is adequately covered through the district's DH(LEGAL) and (LOCAL) policies.

- FEA (Attendance – Compulsory Attendance): A revision is recommended at Armed Services Enlistment to more accurately track the relevant statute, which requires a district to excuse a student 17 years of age or older for up to four days during the student's enrollment in high school to pursue military enlistment.

- GKA (Community Relations – Conduct on School Premises): Most districts' policies at GKA (Local) provide that the district's prohibition against firearms on district property is not violated when a Texas handgun license holder stores a handgun or other firearm in a locked vehicle in a district parking area, provided the handgun or other firearm is not loaded and is not in plain view. However, the interplay of state and federal law would permit a district to revise this policy to allow such an employee to have a loaded handgun or firearm under these circumstances.

- E. Approval of the Service Agreement with Plaza Sports Center to Provide Soccer Training Services to WISD Students for the 2018-2019 School Year as Part of the ACE Grant

The Board approved the agreement with Plaza Sports Center to provide soccer training to WISD students for the school year 2018-2019 as part of the 21st Century Community Learning Centers ACE Program Grant.

Plaza Sports Center will provide highly trained and experienced soccer coaches to service all elementary after school programs. Coaches will attend each campus and train students on fundamental soccer skills, teamwork, motivate participants and increase students' self-esteem. Plaza Sports coaches will serve as positive role models and mentors to our WISD ACE students.

The cost of services will be \$25,000 to be paid \$3,571.43 per month from October 2018 through April 2019. The funds are included in the 21st Century ACE Program Grant Fund budget.

- F. Approval to Accept a \$5000.00 Donation from the Texas Library Association Disaster Relief Grant for Airport Elementary and PFC Mario Ybarra Elementary Libraries

The Board accepted the \$5,000 donation from the Texas Library Association Disaster Relief Grant that was made available to school libraries located in counties affected by the flood that occurred on June 20, 2018.

The grant money will be used to purchase library books. Seventy percent of the money will be awarded to Airport Elementary Library and thirty percent will be awarded to PFC Mario Ybarra Elementary Library.

- G. Approval to Accept a Donation of School Supplies and \$520.00 for Weslaco ISD Students from Lifeline Heart of Worship

The Board accepted the donation of school supplies and an amount of \$520.00 from Lifeline Heart of Worship as presented. Parental Involvement will coordinate with campus staff to distribute school supplies to the students of Weslaco ISD that are most in need. The \$520.00 will be used to purchase additional school supplies and backpacks.

- H. Approval to Accept a Donation of School Supplies and Health Supplies for Weslaco ISD Students from South Texas Health Systems

The Board accepted the donation of school supplies and health supplies from South Texas Health Systems as presented.

Parental Involvement will coordinate with the District Nurse, Susan Strong, to determine the campuses in need of 3 CPR training kits and 50 personal Asthma Care kits. Parental campus staff will assist in the distribution of the school supplies to the students that are most in need. School supplies will be distributed to all school grade levels.

- I. Approval to Accept a Donation of \$1,000.00 for Weslaco ISD Students from The Weslaco Lions Club

The Board accepted the \$1,000.00 donation from the Weslaco Lions Club as presented. Parental Involvement will coordinate with campus staff to select students that were affected by the flood that occurred on June 20, 2018.

- J. Approval to Accept a Donation of 900 Pairs of Socks for Weslaco ISD Students from First United Methodist Church

The Board accepted the donation of 900 pairs of socks from First Methodist Church as presented. Parental Involvement will coordinate with campus staff to distribute socks to students in all school levels that are most in need.

- K. Approval to Accept a Donation of a Shopping Spree at Target Store for 18 Weslaco ISD Students Valued at \$2,700.00 from the United Way of South Texas

The Board accepted the donation of a shopping spree for 18 middle school students. Each student received a \$150.00 shopping spree from Target, which consisted of school uniforms, undergarments, backpacks, school supplies, and haircuts.

- L. Approval to Accept a Donation of 150 Backpacks with School Supplies for Weslaco ISD Students from L&G Concrete, a Backpack to Basics Summer Program led by Jacob Mercado

The Board accepted a donation of 150 backpacks filled with school supplies from L&G Concrete, a Backpack to Basics Summer Program led by Jacob Mercado.

Airport Elementary and Mario Ybarra Elementary were the two campuses chosen to receive the backpacks with supplies to help the students affected by the flood that occurred on June 20, 2018.

- M. Approval to Accept a Donation of \$300.00 for Uniforms for Weslaco ISD Students from Jose J. Cadriel and Diana Cadriel

The Board accepted the donation of \$300.00 from Jose J. Cadriel and Diana Cadriel as presented. The funds will be used to purchase uniforms for students affected by the flood that occurred on June 20, 2018.

- N. Approval of Purchase for Renewal of Maintenance and Support of PowerSchool Software for the Student Information System for the District

The Board approved the sole source purchase for the renewal of maintenance and support programs of the PowerSchool Software for the District's Student Information System (SIS) from PowerSchool in San Francisco, California. PowerSchool is the only vendor that can provide maintenance support for their product. The total cost for this purchase is \$94,752.94.

All campuses and many departments maintain student records on this system. The system contains student demographic information, family information (parent/guardian, address, phone numbers, etc.) student schedules, student grades, health information, test scores, and many other data elements.

- O. Approval of Proposal Awards:

- 1. Automotive & Bus – Parts & Supplies District-Wide (Proposal #18-08-39)

This item was pulled out for discussion by Andrew Gonzalez.

2. HVAC Filters (Proposal #19-09-01)

The Board awarded the proposals for the purchase of HVAC filters to the following vendors:

Vendor	Location	Category
Joe W. Fly, Inc.	Harlingen, Texas	Primary Vendor
Rio Filter Supply	Harlingen, Texas	First Secondary Vendor
Johnstone Supply	La Feria, Texas	Second Secondary Vendor

HVAC filters of various sizes are used throughout the district for the maintenance of the HVAC systems district-wide. At the time filters are needed, the HVAC Department will purchase all of the filters from the primary vendor; if the items are not available or cannot be delivered timely by the primary vendor, then the purchase will be made from the first secondary vendor. If the items are not available or cannot be delivered timely by the first secondary vendor, then the purchase will be made from the second secondary vendor.

The total estimated amount of filter purchase for the contract year will range from \$45,000 to \$65,000.

3. Safety & Security Repairs District-Wide (Proposal #19-09-02)

The Board awarded the proposals for safety and security repairs district-wide to the following vendors:

Vendor	Location	Labor Cost Hourly Rate	Status
Absolute Services	McAllen, Texas	\$85.00	Primary Vendor
Safe Guard Fire & Security	Mission, Texas	\$50.00	Primary Vendor
Security International, Inc.	Edinburg, Texas	\$60.50	Primary Vendor
Superior Alarms	McAllen, Texas	\$45.00	Primary Vendor

The Safety & Security Department maintains a total of eighty-six (86) combined fire and security alarm panels throughout the school district. This includes repairs not only on the panels but also on all associated devices such as horn strobes, pull stations, duct detectors, smoke detectors, door & window contacts, motion sensors, sirens, key pads, etc. The district does not have licensed technicians for this type of service and therefore WISD needs to contract the service out.

The total amount of this contract cannot be determined because the vendors are called when repairs are needed. The estimated cost for service and parts may range from \$40,000 to \$100,000.

4. Senior Portraits for School Years 2018-2019 & 2019-2020 (Proposal #19-09-03)

The Board awarded the proposals for senior portraits to the following vendors based on recommendations made by the campuses. The principals at each campus reviewed the picture samples and the cost of the portrait packages.

Campus	Selected Photographer	Location
Weslaco High School	Alonzo Photography	Weslaco, Texas
Weslaco East High School	Alamo Photo Center	Alamo, Texas
South Palm Gardens High School	Trevino's Digital Photography	Pharr, Texas
CTE Early College High School	Trevino's Digital Photography	Pharr, Texas

There is no cost to the district for this service because the students will pay for the cost of the senior portraits. The term of contract will be for a two-year period beginning September 11, 2018. The continuation for the second year of this contract will be contingent upon satisfactory performance during the first year, with the prices remaining the same for the second year.

5. Web Content Filter (Proposal #19-09-04)

The Technology Department is responsible for providing safe and policy compliant access to the Internet through the use of a web filter. The Children's Internet Protection Act (CIPA) is a federal law passed in 2000 that requires schools to provide filtering, blocking children from dangerous or offensive material. Therefore, all organizations that receive E-rate funding, must certify by complying with four CIPA guidelines: 1) a Technology Protection Measure (web-filter), 2) an Internet Safety Policy (AUP), 3) an educational program, and 4) a policy to monitor online activity. This includes monitoring of all staff and student traffic and enforcement of regulatory and organizational policies.

Technology staff reviewed and tested the top two products and recommended the content filter product called "Content Keeper" from Microshare, Inc.

The Board awarded the purchase of the Web Content Filter to Microshare Inc., from San Antonio, Texas, at a cost of \$170,400 over a 3-year term. The cost for this purchase will be paid from the Technology Department budget in the local maintenance fund.

P. Approval to Reject All the Proposals Received for Maintenance Supplies & Equipment (Proposal #18-08-40)

The Board rejected all of the proposals received for maintenance supplies and equipment.

Maintenance supplies and equipment are purchased for the repair and maintenance of district facilities. Fifty-two bid packages were sent out; however, only seventeen responses were received for the twelve maintenance categories. This time around, staff will separate and create individual proposals per maintenance categories, (paint, lumber, plumbing, etc.), to clarify district needs to all potential bidders, which might increase bidder participation.

Q. Approval of Budget Amendments:

The Board approved the budget amendments as presented:

1. Rodolfo "Rudy" Silva Jr. Elementary (Local Maintenance Fund) – To Reclassify Funds to Pay for Consultant Services from Sharon Wells Mathematics for the 2018-2019 School Year - \$3,725
2. Technology Special Fund – Technology Department: To Record a Roll-Forward Budget to be Used for Instructional Computer Repairs at Individual Campuses - \$46,875

R. Approval of Monthly Tax Adjustments for August 2018

This item was pulled from the agenda by the administration.

S. Approval of Memorandum of Understanding Between Weslaco Independent School District and Hidalgo County Head Start Program to Agree to Work Collaboratively in Evaluating and Providing Special Education Services to Children Aged 3 to 4 Years Old who Are Determined Eligible

The Board approved the Community Partnership Agreement with the Hidalgo County Head Start Program for the 2018-2019 school year.

Through this agreement, WISD will collaborate with Hidalgo County Head Start for the purpose of evaluating and servicing individuals with disabilities at the Hidalgo County Head Start Program.

No additional costs will be incurred as a result of entering into this agreement. All school districts are required by federal law to evaluate and provide services to students who are determined eligible and live within the boundaries of their respective districts.

T. Approval of the WISD Early Learning Foundations Program Collaboration with the Hidalgo County Head Start Program

The Board approved the Memorandum of Understanding with Hidalgo County Head Start Program for a School Readiness Partnership Model (SRPM) that will provide Head Start services to age and income eligible pre-K children as per the guidelines established by the Department of Health and Human Services and Texas Education Agency.

Hidalgo County Head Start will provide a high quality, rigorous academic program that will enable children to develop to their potential, nurture their sense of individual worth, and build a strong foundation to be kindergarten ready. The program will provide each student with an early start to school as it builds the student's academic vocabulary, social skills, literacy skills, and fine and gross motor skills. Each child will be provided with the opportunity to learn from a WISD Early Childhood certified teacher implementing the WISD state adopted curriculum, while the Head Start teacher implements the head start curriculum, embedded with social and emotional techniques to foster the early stages of child development. ADA revenue will cover the cost of new personnel.

ITEMS PULLED FOR DISCUSSION:

O- 1. Automotive & Bus – Parts & Supplies District-Wide (Proposal #18-08-39)

This item was pulled from the agenda by Trustee Andrew Gonzalez. Mr. Gonzalez questioned the use of these parts and the vendors approved for this proposal.

Transportation Director Lupe Garcia confirmed that the parts and supplies to be ordered were for the buses and the white fleet. According to Mr. Garcia, administrative staff made the final recommendation on the vendors.

Mr. Andres Sanchez informed the Board that the Transportation Department had originally recommended six (6) vendors of which one (1) was not part of this recommendation because they are a repair shop as oppose to an auto parts shop. Nonetheless, that same vendor is already an approved vendor by the district for auto/bus repairs.

Mr. De La Rosa pointed out that there is a \$3,000 threshold on purchases. For any purchases over \$3,000, three (3) quotes are required from any of the vendors listed per sub-category. If a purchase is less than \$3,000, only one quote is required from the vendor offering the highest percentage discount per sub-category.

A request for proposals package was sent to 25 vendors. A total of 15 vendors responded. All proposals submitted were complete and met the specifications. The recommendation was based on Transportation Department Staff's history and experience in working with the listed vendors for the purchase of parts or related equipment.

The Board awarded the proposal for automotive & bus – parts and supplies district-wide to the following vendors as recommended:

Vendor	Location	Category
Burton Companies	Weslaco, Texas	Bus
Chalk’s Truck Parts	Houston, Texas	Bus
Arnold Oil Company	Mercedes, Texas	Bus
Rush Truck Center	Pharr, Texas	Bus
Creative Bus Sales	Irving, Texas	Bus

Vendor	Location	Category
Burton Companies	Weslaco, Texas	Automotive
Chalk’s Truck Parts	Houston, Texas	Automotive
Arnold Oil Company	Mercedes, Texas	Automotive
Rush Truck Center	Pharr, Texas	Automotive
Creative Bus Sales	Irving, Texas	Automotive

Funds have been allocated in the Transportation Department’s 2018-2019 Local Maintenance Fund budget. No dollar amount is mentioned because the number of parts or equipment that will be needed is not known at this time.

Andrew Gonzalez made the motion to approve the proposals as recommended. Oscar Caballero seconded the motion and it passed unanimously.

R. Approval of Monthly Tax Adjustments for August 2018

This item was pulled from the agenda by administration. Non-action item.

IX. Discussion Items:

A. First Reading of Revision to Policy FFAC (LOCAL) Wellness and Health Services: Medical Treatment

Revision to Policy FFAC (Local) was presented for first reading.

The State of Texas allows WISD to train school personnel to administer unassigned epi-pens on school campuses to individuals who are “reasonably believed to be experiencing anaphylaxis.” Each WISD campus will have at least one trained and authorized person present to administer an unassigned epi-pen during all hours the campus is open. Rules from the Department of State Health Services define “all hours the campus is open” as regular on-campus school hours and when school personnel are physically on site for school-sponsored activities.

The draft policy includes the requirement. No action was necessary at this time. Approval of the second and final reading will be presented at the October Board meeting.

B. Discussion Regarding Trustee Training on Evaluation Student Academic Performance as Required by Texas Education Code §11.159

As required by the State Board of Education (SBOE), each trustee must complete at least three hours of training every two years on evaluating student performance. The requirements include:

- Requires that the training be research-based and designed to support the oversight role of the Board.
- Trustees serving on a school board on September 1, 2017, must complete this training by September 1, 2018.

- Allows a candidate for trustee to complete the required training up to one year prior to becoming elected.
- Requires new trustees complete this training within 120 days of being elected or appointed.
- Requires a returning trustee to complete this training by the second anniversary of the completion of the trustee's previous training.
- Allows a trustee to receive this training at an ESC or other authorized provider that can certify the completion of the training by a trustee or candidate.
- Requires the minutes of the last regular board meeting held before an election reflect whether each trustee has met or is deficient in meeting required training as of the first anniversary of the trustee's election or appointment.
- Requires the district to post those minutes on the district's website if a trustee is deficient with their training within 10 business days of the meeting.

All board members have complied with this requirement as reflected on the chart below.

Board Member	Hour Earned	Date Completed	Location
Caballero, Oscar	3	June 15, 2018	Summer Leadership Institute San Antonio
Gonzalez, Daniel Andrew	3	August 22, 2018	WISD Board Room Provided by Region One
Kennedy, Patrick B.	3	August 22, 2018	WISD Board Room Provided by Region One
Lopez, Erasmo	3	June 15, 2018	Summer Leadership Institute San Antonio
Nieto, Isidoro	3	May 19, 2018	Region I Spring Annual Conference South Padre Island
Rivera, Richard	3	August 22, 2018	WISD Board Room Provided by Region One
Rodriguez, Jaime	3	August 22, 2018	WISD Board Room Provided by Region One

C. Interim Financial Report for the Twelve Months Ended August 31, 2018

The Board acknowledged the Interim Financial Reports for the twelve months ended August 31, 2018 as prepared by the Business Office.

Mr. Andres Sanchez, Assistant Superintendent of Business and Finance, presented the following report.

Source	Budget	Received & Receivable	Variance	Percentage
5700 Local Source	31,859,057	28,330,668	(3,528,389)	88.93%
5800 State Source	131,500,627	127,007,359	(4,493,268)	96.58%
5900 Federal Sources	16,739,844	14,245,501	(2,494,343)	85.10%
Totals	180,099,528	169,583,527	(10,516,000)	94.16%

- Of \$183,394,873 in expenditures, the district has spent \$164,624,340 which represents 89.76%%.
- On August 20, 2018, staff amended the budget and transferred monies into certain accounts to ensure that the amounts did not go over the amount originally budgeted.
- The Business Office has not finished with the adjustments to payroll and ADA. Once the audit is complete, staff will present an accurate amount of revenues collected.

D. Acknowledgement of Hidalgo County Tax Office Collection Report for August 2018: Current and Delinquent Taxes

The Hidalgo County Tax Office did not submit the tax collection report for August 2018.

Non-action item.

X. Discussion and Possible Action Items:

A. Discussion and Possible Action to Approve an Interlocal Agreement Between the City of Weslaco and the Weslaco Independent School District to Share Joint Election Location for the November 6, 2018 Election

On August 13, 2018, the Board of Trustees approved an Order calling for the November 6, 2018 WISD School Board Election for the purpose of electing four (4) members of the Board of Trustees of the Weslaco ISD: Place 4, Place 5, Place 6, and Place 7.

House Bill No. 1 (HB1) requires that a school district election must be held jointly either with (1) the election for members of the governing body of a municipality located in the school district or (2) the general election for state and county officers.

Weslaco ISD and the City of Weslaco have contracted election services with the Hidalgo County Elections Administration for the last five (5) years, pursuant to Texas Election Code Section 31.0092. In accordance with Texas Education Code, Section 11.058, the voters of the joint election shall be served by common polling places and a common ballot consistent with Texas Election Code 271.003(b). It has been mutually beneficial to the City and the District to hold joint elections, as both a cost savings to each entity and as a convenience to our voters.

The school attorney reviewed and approved the Interlocal Cooperation Agreement as presented.

Dr. Richard Rivera made the motion to approve the Interlocal Agreement with the City of Weslaco to share joint election location for the November 6, 2018 Election. Dr. Jaime Rodriguez seconded the motion and it passed unanimously.

B. Discussion and Possible Action for the Board to Approve the Memorandum of Understanding Between Weslaco Independent School District and South Texas College (STC) for the Continuation of the Dual Credit Program for the 2018-2019 School Year

Weslaco ISD works closely with South Texas College to offer students the opportunity to earn college hours through the dual enrollment program. This program is offered at no cost to the student.

Students who meet eligibility are offered an opportunity to enroll in dual credit courses that provide them college and high school credit. Students are eligible to participate upon meeting Texas Success Initiative (TSI) Assessment minimum passing scores established by the Texas Higher Education Coordinating Board and the South Texas College Dual Credit Course Prerequisites. The student experience is designed to prepare students to be college and career ready provided they make a commitment to enroll and fulfill the duties and responsibilities of a dual enrollment program.

In response to Mr. Lopez' inquiries, Mrs. Peterson stated that Weslaco ISD has offered dual enrollment credit for many years; although, this will be the fifth year of participation through STC for the CATE Early College High School, and the fourth year of participation for the comprehensive high schools.

Andrew Gonzalez made the motion to approve the Memorandum of Understanding with South Texas College (STC) for the continuation of the Dual Credit Program for the 2018-2019 school year. Patrick Kennedy seconded the motion and it passed unanimously.

- C. Discussion and Possible Action for the Board to Consider Approval of a Change Order for the Fencing Project at Various Campuses – Rodolfo “Rudy” Silva Elementary Jr., Justice Raul Gonzalez Elementary, Dr. Rodolfo E. Margo Elementary, North Bridge Elementary, Joe Calvillo CATE Complex, Aquatic Center, and the CTE Early College High School (CSP #17-06-50) RE-BID

Dr. Canales informed the Board that during the construction of the fencing there were several changes needed for fence material (wrought iron and chain link) including changes in the number of gates needed at the various locations. The changes added up to an additional \$7,414.80.

The administration recommended approval of the change order to complete the fencing project at Rodolfo “Rudy” Silva Elementary Jr., Justice Raul Gonzalez Elementary, Dr. Rodolfo E. Margo Elementary, North Bridge Elementary, Joe Calvillo CATE Complex, Aquatic Center, and the CTE Early College High School.

Mr. Kennedy asked if the change order would affect the budget. Mr. Andres Sanchez replied that the money for the change order has been allocated in the budget.

Dr. Rivera wanted to know if there was money in the contingency fund. According to Mr. Sanchez, this project did not have a contingency account since there was no architect or engineer involved with this project.

Patrick Kennedy made the motion to approve the change order for the fencing project at Rodolfo “Rudy” Silva Elementary Jr., Justice Raul Gonzalez Elementary, Dr. Rodolfo E. Margo Elementary, North Bridge Elementary, Joe Calvillo CATE Complex, Aquatic Center, and the CTE Early College High School. Andrew Gonzalez seconded the motion and it passed unanimously

- D. Discussion and Possible Action to Ratify the Purchase of: A) 1 Pickup Truck and 9 Suburban SUV’s as a Result of Damage Associated with Severe Weather in June 2018; and B) 1 Pickup Truck to Replace a 2001 Pickup Truck

At the Special Meeting held on June 28, 2018, the Board approved an agenda item to ratify and approve the procurement of materials, labor, and other services as needed for the immediate repairs of the District facilities and/or equipment damaged as a result of unforeseen heavy rains that occurred in Weslaco, Texas on or about June 20, 2018 and thereafter, under the Authority of Texas Education Code Section 44.031.

The following purchases were made on August 15, August 17, and August 28, 2018.

P.O. #	Vendor Name/Location	# of Vehicles	Type of Vehicle	Amount
18013784	Payne Group of Weslaco, Texas	4	Suburban SUVs	\$1,78,596.44
18013832	Boswell Eliff Ford of San Benito, Texas	2	Pickup Trucks	\$ 43,955.50
18014044	Payne Group of Weslaco, Texas	5	Suburban SUVs	\$ 445,797.49

Isidoro Nieto made the motion to ratify the purchase of one (1) pickup truck and nine (9) suburban SUV's, as a result of the damage associated with severe weather in June 2018, and 1 pickup truck to replace a 2001 pickup truck. Andrew Gonzalez seconded the motion.

Mr. Kennedy wanted to know how the vendors were selected. According to Mr. Sanchez, staff compiled information of the vehicles damaged and sent packets to all the dealerships in the valley as well as outside the valley. Vehicles were purchased from the dealerships who had the vehicles available. The pickup truck was the only low bid selected. Last week staff received additional quotes, which they will use to purchase additional vehicles based on the lowest price.

Mr. Mike De La Rosa informed the Board that there was a waiting period of 90 to 100 days for the suburbans; however, since the local dealerships had them available, staff was able to get the vehicles within 1 to 2 weeks.

The Board voted unanimously in favor of the motion made by Isidoro Nieto and Andrew Gonzalez to ratify the purchase of one (1) pickup truck and nine (9) suburban SUV's, as a result of the damage associated with severe weather in June 2018, and one (1) pickup truck to replace a 2001 pickup truck.

E. Discussion and Possible Action to Renew Legal Services Agreement for General Counsel Services with Jones, Galligan, Key & Lozano L.L.P. or Release a Request for Qualifications

Superintendent Dr. Canales informed the Board that the current legal services with Jones, Galligan, Key & Lozano began on October 12, 2016, and are about to expire. The Board had to decide if they wanted to renew the contract for two (2) additional years, or direct district administration to request for qualifications for legal services. Hiring of legal services is at the Board's discretion.

Isidoro Nieto made the motion to renew the legal services agreement with Jones, Galligan, Key & Lozano L.L.P. Andrew Gonzalez seconded the motion.

Mr. Gonzalez pointed out that the fee remains the same.

Board President Erasmo Lopez stated that legal counsel has done a good job. During his term as Board President, legal counsel has been a great source of information and help to both Dr. Canales and himself.

The Board voted unanimously in favor of the motion made by Isidoro Nieto and seconded by Andrew Gonzalez to renew the legal services agreement with Jones, Galligan, Key & Lozano L.L.P.

F. Discussion and Possible Action for the Board to Consider Approval to Reject the Proposal Responses Received for the Consulting Services for Long-Range Facilities Master Plan (RFP # 18-06-33)

The District does not currently have a comprehensive long-range facilities master plan to aid in prioritizing capital needs and planning for an efficient use of resources to maintain facilities. In an effort to address this need, the district released a request for proposals called Consulting Services for Long-Range Facilities Master Plan.

As per Dr. Canales, the Facilities Committee met on September 3, 2018 to review the three proposals received and the service options offered by the consultants. The committee discussed

the proposals again during their monthly Facilities Committee meeting held on Thursday, September 6, 2018. After reviewing the proposals, Administration recommended that the Board reject the proposals received and authorize Administration to re-bid this project with more clear objectives by separating the services needed into two separate options that can be awarded separately or together, whichever is in the best interest of the district.

Dr. Richard Rivera made the motion to reject the proposals received and re-bid the project as recommended by the administration. Patrick Kennedy seconded the motion and it passed unanimously.

XI. Closed Meeting to Discuss:

The Board convened in closed meeting at 7:25 p.m. to discuss the following items:

A. Personnel Matters (Tex. Gov't Code 551.074)

1. Employment of Personnel
2. Resignations
3. Deliberation Regarding the Appointment, Employment, Evaluation, Reassignment, Duties, Discipline, or Dismissal of a Public Officer or Employee (Tex. Gov't Code 551.074 and 551.071)

a. Superintendent Evaluation Review

B. Consultation with Attorney Regarding: a) Pending or Contemplated Litigation: b) a Settlement Offer: or c) a Matter in Which the Duty of the Attorney to the Weslaco ISD under the Texas Disciplinary Rules of Professional Conduct of the State Bar of Texas Clearly Conflicts with Chapter 551 of the Texas Government Code (Tex. Gov't. Code 551.071)

1. Consultation Regarding Contract Negotiations With Advertisement Sponsors

XII. Reconvene in Open Meeting:

The Board returned to open meeting at 8:23 p.m. to take action, if necessary, on items discussed in closed meeting:

A. Personnel Matters (Tex. Gov't Code 551.074)

1. Employment of Personnel

The Superintendent recommended that the Board approve the contracts for certified professional personnel as presented.

Name	Position	Location
1. Montelongo, Nancy	4 th Grade Teacher	Memorial Elementary School
2. Rodriguez, Irasema	1 st Grade Teacher	Memorial Elementary School
ADDENDUM		
1. Abeyta, Michael	Chemistry/Anatomy & Physiology Teacher	Weslaco East High School
2. Caballero, Courtney	Pre-Kindergarten Teacher	Gonzalez Elementary School
3. Marquez, Julius J.	6 th Grade Math/Science Teacher	B. Garza Middle School

4. Figueroa, Gael	Social Studies Teacher	Early College High School
5. Hirschmann, Khristopher	Biology Teacher	Weslaco East High School
6. Losoya, Frances M.	Pre-Kindergarten Teacher	Cleckler-Heald Elementary School
7. Milan, Phillip	Athletic Trainer	Weslaco High School
8. Padilla, Mayra A.	Pre-K Teacher	Cleckler-Heald Elementary School
9. Quiroz, Sandra	4 th Grade Teacher	Memorial Elementary School
10. Ramirez, Ana	1 st Grade Teacher	Memorial Elementary School
11. Rodriguez, Alma Lou	Pre-K Teacher	Margo Elementary School
12. Schauer, Ruth	Health Science Teacher	Weslaco East High School

Patrick Kennedy made the motion to approve the contracts for certified professional personnel as presented. Andrew Gonzalez seconded the motion and it passed unanimously.

2. Resignations

The Superintendent recommended that the Board approve the resignations as presented

Name	Position/Location	Reason/Effective Date
1. Rosas, Isabel	6 th Grade Reading/Social Studies Teacher B. Garza Middle School	Ms. Rosas is resigning to accept a position closer to home, a position with Sharyland ISD, effective September 10, 2018.

Patrick Kennedy made the motion to approve the resignation of certified professional personnel as presented. Isidoro Nieto seconded the motion and it passed unanimously.

3. Deliberation Regarding the Appointment, Employment, Evaluation, Reassignment, Duties, Discipline, or Dismissal of a Public Officer or Employee (Tex. Gov't Code 551.074 and 551.071)

b. Superintendent Evaluation Review

No action taken.

C. Consultation with Attorney Regarding: a) Pending or Contemplated Litigation: b) a Settlement Offer: or c) a Matter in Which the Duty of the Attorney to the Weslaco ISD under the Texas Disciplinary Rules of Professional Conduct of the State Bar of Texas Clearly Conflicts with Chapter 551 of the Texas Government Code (Tex. Gov't. Code 551.071)

a. Consultation Regarding Contract Negotiations With Advertisement Sponsors

Patrick Kennedy made the motion to authorize counsel and the administration to proceed with negotiations as discussed in closed session. Dr. Jaime Rodriguez seconded the motion and it passed unanimously.

XIII. Adjournment

The meeting adjourned at 8:26 p.m.