



WESLACO INDEPENDENT SCHOOL DISTRICT

319 W. Fourth Street
Weslaco, TX 78599-0266

Winners. **I**nnovators. **S**cholars. **D**oers.

Priscilla Canales, Superintendent

BOARD OF TRUSTEES

Meeting:
Place:
Location:
Date:
Time:

Public Hearing
WISD Board Room
319 W. Fourth Street
January 14, 2019
5:46 P.M

MINUTES

- I. The Public Hearing was called to order by Isidoro Nieto, Board President.
- II. A quorum was established. The following board members were present.

Isidoro Nieto, President
Andrew Gonzalez, Secretary
Armando Cuellar, Trustee
Patrick Kennedy, Trustee
Erasmus Lopez, Trustee

Dr. Richard Rivera joined the meeting at 5:50 p.m.
Dr. Jaime Rodriguez was absent.

- III. Public Hearing on the Texas Academic Performance Report (TAPR)

Superintendent Dr. Priscilla Canales announced that Weslaco ISD is a Met Standard District.

**Texas Academic Performance Report (TAPR)
Annual Report and Public Hearing**

January 14, 2019

Dr. Priscilla Canales, Superintendent of Schools

Sue Peterson, Asst. Superintendent for Secondary Education & Leadership
Abel Aguilar, Asst. Superintendent for Elementary Education & Leadership
Melva Segura, Human Resources Director
Michael De La Rosa, Employee Benefits Risk Management Director
Andres Sanchez, Asst. Superintendent of Business and Finance

WESLACO INDEPENDENT SCHOOL DISTRICT

2018 Accountability Ratings

Weslaco ISD – Met Standard

Mr. Aguilar and Mrs. Peterson presented the following information:

Campus	Domain I	Domain II		Domain III	Economically Disadvantaged	Overall Score	Letter Grade Rating
	Student Achievement	School Progress		Closing the Gaps			
		Part A: Academic Growth	Part B: Relative Performance (Eco Dis)				
Airport	78	90	86	96	81.0%	91.8%	A
Cleckler-Heald	83	85	90	79	80.3%	86.7%	B
Gonzalez	70	85	77	76	92.2%	82.3%	B
Margo	80	80	89	100	87.0%	92.3%	A
Mario Ybarra	74	80	83	77	94.2%	81.2%	B
Memorial	86	86	88	100	65.5%	91.6%	A
North Bridge	67	79	75	75	94.5%	77.8%	C
Rico	77	82	86	79	86.3%	83.9%	B
Roosevelt	72	85	80	78	85.4%	82.9%	B
Sam Houston	80	77	88	92	85.6%	89.2%	B
Silva	72	69	79	76	75.5%	78.1%	C
Central	83	80	90	89	75.2%	89.7%	A
Cuellar	75	72	85	73	85.2%	81.4%	B
B. Garza	76	60	85	73	76.5%	81.4%	B
Mary Hoge	74	70	85	75	91.2%	82.0%	B
CTE Early College	71	58	80	74	87.1%	78.2%	C
South Palm*	74	N/A	N/A	N/A	N/A	74.2%	C
Weslaco East	78	73	83	76	85.4%	80.9%	B
Weslaco High	81	69	86	74	72.8%	82.4%	B
Weslaco ISD	78	79	88	80	82.4%	85.6%	B

➤According to Mr. Aguilar, the letter ratings are unofficial with the exception of Weslaco ISD’s rating of 85.6%. The district will receive letter grade ratings for campuses until next year.

2017-2018 District Accreditation Status

- Each year, TEA assigns one of four accreditation statuses to each district in the state:
 1. *Accredited*
 2. *Accredited-Warned*
 3. *Accredited-Probation*
 4. *Not Accredited-Revoked*
- In assigning an accreditation status to a district, TEA considers
 - Academic accountability ratings
 - Financial accountability ratings
 - Data integrity
 - Program-area deficiencies identified through PBMAS

The District’s 2017-2018 Accreditation Status is: **Accredited**

➤Weslaco ISD is an **ACCREDITED** District.

>The chart below reflects the campus performance objectives that are projected by the respective campus.

>The campuses are projecting to be in the next round of state exams.

Campus Performance Objectives
Elementary Schools

CAMPUS	READING	MATH	WRITING	SCIENCE	SOCIAL STUDIES
AIRPORT ELEM.	85%	85%	75%	85%	70%
RICO ELEM.	87%	85%	65%	90%	85%
CLECKLER-HEALD ELEM.	90%	90%	80%	90%	85%
MARGO ELEM.	85%	90%	75%	85%	80%
GONZALEZ ELEM.	80%	85%	70%	85%	70%
MEMORIAL ELEM.	90%	95%	80%	90%	80%
NORTH BRIDGE ELEM.	75%	85%	70%	75%	70%
YBARRA ELEM.	80%	87%	70%	88%	80%
SAM HOUSTON ELEM.	90%	90%	90%	90%	90%
SILVA ELEM	85%	85%	85%	85%	80%

Campus Performance Objectives
Middle Schools

CAMPUS	READING	MATH	WRITING	SCIENCE	SOCIAL STUDIES
Mary Hoge MS	73%	90%	80%	90%	90%
Cuellar MS	75%	85%	75%	77%	75%
Cental MS	85%	85%	80%	85%	80%
B. Garza MS	85%	85%	80%	85%	85%

Campus Performance Objectives
High Schools

CAMPUS	English I	Biology	Algebra I	English II	U.S. History
Weslaco East HS	70%	90%	90%	75%	90%
Weslaco High School	70%	93%	78%	65%	100%
South Palm Gardens HS*	70%	100%	100%	70%	80%
Weslaco 21 st Century CTE Early College	90%	90%	90%	90%	90%

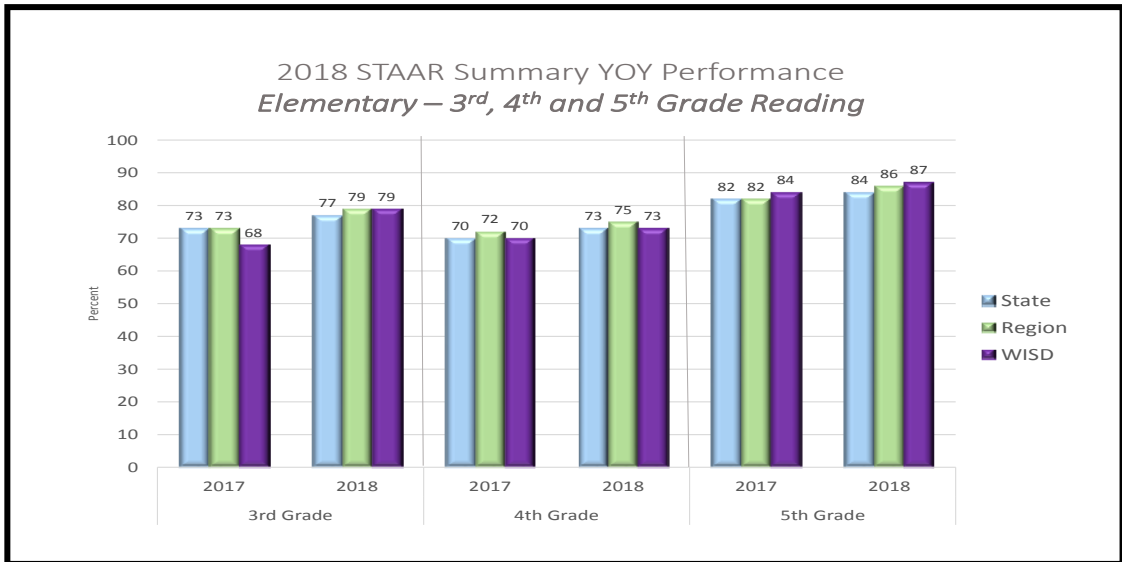
* Alternative Education Accountability (AEA Campus)

>Weslaco ISD meets all requirements with the Special Education Program.

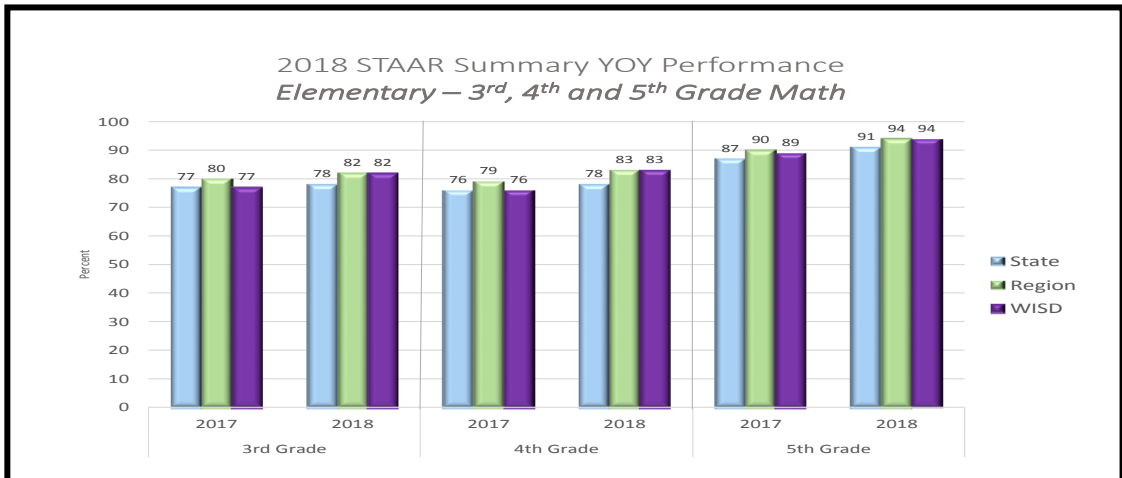
2018 Special Education Determination Status

Weslaco ISD – Meets Requirements

>The charts below shows a year over year performance for all grade levels broken down by State, Region, and WISD.

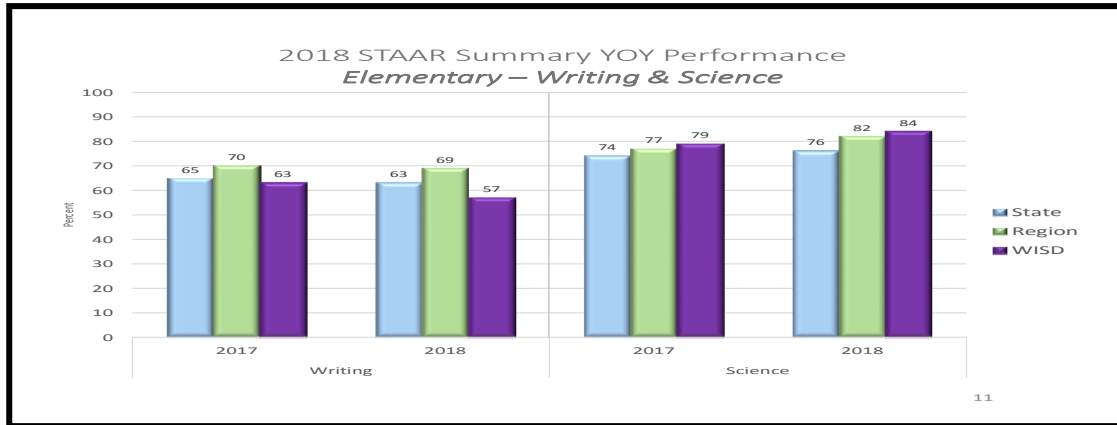


>Reading scores show a growth in all grade levels.



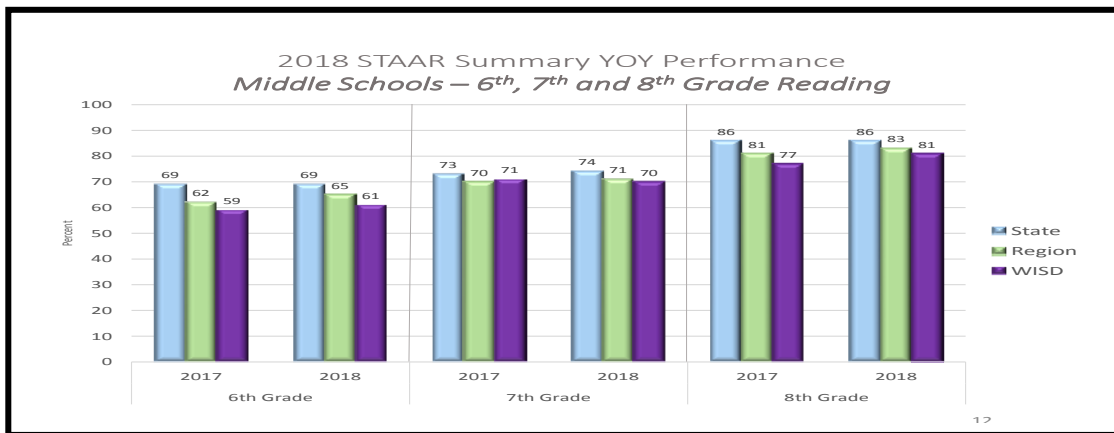
>Math scores show a growth in all grade levels. In some areas the district is above the state and slightly below the region.

>Writing is a challenged area. Staff is working closely with the campuses and making several adjustments through staff development, new initiatives, and numerous resources.



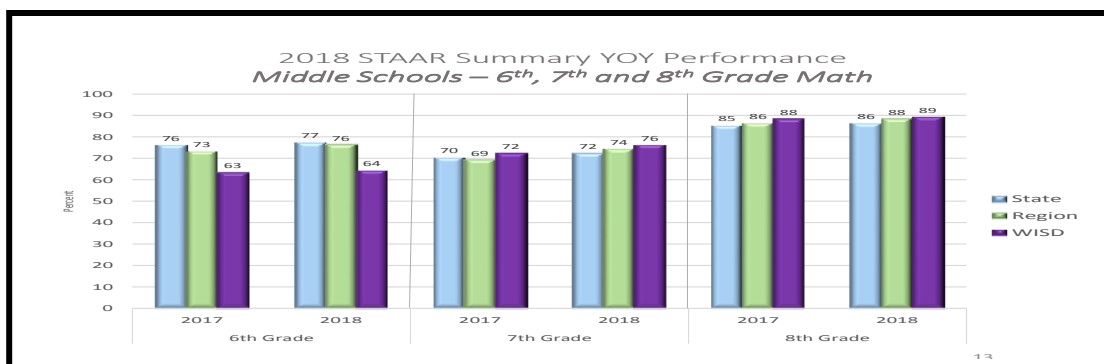
>Reading scores:

- 6th grade scores increased
- 7th grade scores decreased
- 8th grade scores increased
- Staff is working in this area – scores are slightly behind the region and the state

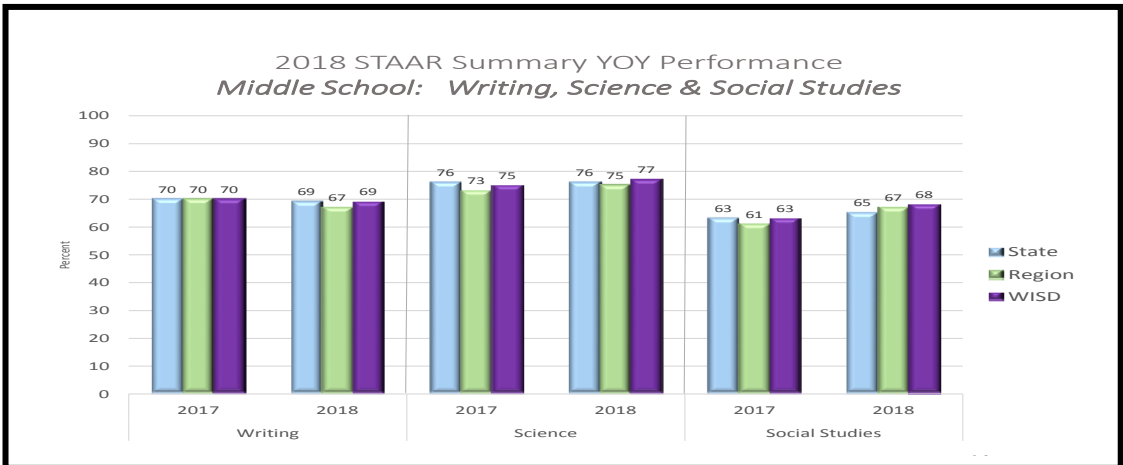


>Math scores:

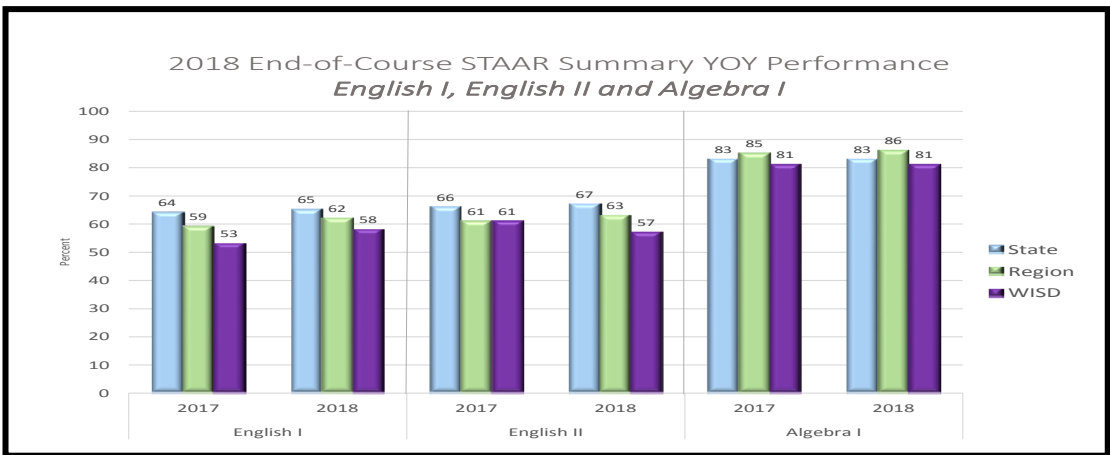
- 6th, 7th, and 8th grade: scores increases from year to year
- 7th and 8th grades: scores are ahead of the region and state
- 6th grade is a challenged area – Mrs. Lopez is working with middle school campuses to Improve performance at this grade level.



- >Writing scores decreased by one point, but are still ahead of the region and state.
- >Science scores increased. Scores are ahead of the region and the state.
- >Social Studies scores increased. Scores are ahead of the region and the state.



- >English I & II: Challenging area
Dr. Lopez is working closely with English I and II teachers at the high schools.
 - A major writing curriculum initiative was held last summer.
 - A new curriculum is in place for English I & II.
- >Algebra I: Maintained performance in this area
Scores are slightly behind the region and the state.



- >Biology: Maintained performance, slightly behind the region and the state
- >US History: Scores increased, but the district is still behind the region and the state.
 - Sophmores were tested in 2017; however, this year mostly juniors were tested.
 - Next year all juniors will be tested.

