



2020-2021

**WSD**  
**BACK TO SCHOOL**  
*Online Strong*



# TABLE OF CONTENTS

SUPERINTENDENT'S MESSAGE	2
ATTENDANCE REQUIREMENTS FOR REMOTE LEARNING	3
TYPES OF REMOTE LEARNING	4
ELEMENTARY SYNCHRONOUS LEARNING	5
ELEMENTARY ASYNCHRONOUS LEARNING	7
ELEMENTARY HOME LEARNING DAILY SCHEDULE	8
VIRTUAL PLANS FOR MIDDLE SCHOOL	11
VIRTUAL PLANS FOR HIGH SCHOOL	12
HIGH SCHOOL ASYNCHRONOUS LEARNING	13
HIGH SCHOOL SYNCHRONOUS LEARNING	14
HIGH SCHOOL SUGGESTED FRIDAY STUDENT SUPPORTS	15
HIGH SCHOOL SAMPLE LESSON PLAN	16
STUDENT EXPECTATIONS	17
SPECIAL EDUCATION	
ENHANCED SAFETY PROTOCOLS	18
TECHNOLOGY	19
SUPPLIES	
HELPFUL HINTS FOR SUCCESSFUL REMOTE LEARNING	20
GRAB & GO MEALS	21
COMMUNICATION	22





WESLACO INDEPENDENT SCHOOL DISTRICT  
**THE RIGHT CHOICE**



Superintendent's Message  
Dear Weslaco ISD Family,

Welcome to the 2020-2021 academic school year. This school year marks our district's 99th year of providing excellence in education. Almost a century strong, Weslaco ISD has been creating generations of successful individuals since the 1920's. We are so honored that you are part of this rich history of excellence in education and tradition.

The start of the new school year is upon us, and unlike the last 99 years, it begins under the duress of the COVID-19 pandemic that has plagued us since March 2020. We know that the last few months have brought hardships on many of you and your families. Please know that you have been in our hearts and thoughts as we have planned for this school year.

Due to this pandemic, Weslaco ISD will begin the instructional year on Monday, August 31, 2020 with remote learning. Weslaco ISD has been preparing for remote instruction for some time. For years and again this summer, our highly qualified, certified teachers have invested time in advanced technology training. We are online strong!

In the last five years, our School Board has approved \$4.7 million in technology upgrades for students and teachers which includes \$1,000,000 of recently approved technology resources. Weslaco ISD has also exceeded the 1:1 ratio of students to Chromebook/computers and will continue to provide both students and staff with a wide variety of technology hardware, software, and online resources to ensure a successful start of the year.


While we are ready to deliver the best, complete online instructional program possible, we are saddened that the school year will begin without our students. We will dearly miss their collective energy, creativity, and curiosity, and we will do our best to create virtual classroom communities that help them feel connected, valued, and inspired.

With great appreciation and commitment, we have compiled this booklet to share key information about our instructional programs and supports for the beginning of the 2020-2021 school year. As you turn the pages you will find information about remote learning, attendance requirements for promotion and course credit, food services, safety protocols, sanitation and disinfection practices, and much more. We invite you to review the contents and to enter any questions you may have on our new parent Frequently Asked Questions on our website at <https://is.wisd.us/cgi-bin/lansaweb?wam=PHL100&webtrn=MAIN&ml=LANSA:XHTML&part=VLP&lang=ENG>

In closing, please know that safety for all is very important to us. Throughout the 2020-2021 academic school year, we will continue to adhere to guidelines provided by the Texas Education Agency and the Centers of Disease Control. Until we are together again with your children, please continue to take good care.

Sincerely,

*Dr. Priscilla Canales*  
*Superintendent of Schools*





# ATTENDANCE REQUIREMENTS FOR REMOTE LEARNING

## APPLIED TO ALL STUDENTS

1. Attendance is important even while learning online.
2. Students are expected to be in attendance daily.
3. Teachers will record daily student attendance.
4. Student attendance will be recorded for each class according to the student's schedule.
5. Students are required to attend at least 90% of their classes and to pass their classes to receive course credit and be promoted to the next grade level.
6. Excessive absences will be referred for truancy.

### **SYNCHRONOUS**

(LIVE ONLINE LEARNING)

- Secondary attendance taken each class period

### **ASYNCHRONOUS**

(SELF-PACED ONLINE LEARNING)

- Attendance will be based on work performed and turned in on time







# TYPES OF *Remote Learning*

THERE WILL BE TWO TYPES OF AT HOME LEARNING PROVIDED BY WISD

## SYNCHRONOUS

This requires students and teachers to be online at the same time.

**For example:** Students & teachers participate in live, teacher-supported work on video conference calls. Tests are scheduled and timed online.

**More information:** Online live learning will follow a schedule with students attending class via computers from home. Daily attendance will be checked and students who are not logged in will be marked absent. If needed, technology equipment will be made available to students.

## ASYNCHRONOUS

This does not require students and teachers to log on at the same time.

**For example:** Online courses are self-paced with intermittent teacher instruction and preassigned work. Student will watch prerecorded videos with guided support.

**More information:** While learning is self-paced, some online meetings or lectures may be required. Daily attendance will not be checked; however daily engagement is required. If needed, technology equipment will be made available to students.





# REMOTE LEARNING

## REMOTE LEARNING: SYNCHRONOUS LESSON DELIVERY TEMPLATE

<b>What?</b>	In a synchronous lesson, all students are present at the same time in live, interactive classes.
<b>When?</b>	During scheduled synchronous lesson day and time
<b>Where?</b>	Google Meet / Zoom
<b>Why?</b>	Synchronous lessons build class culture and relationships, provide two-way communication between teacher and student as well as student to student, allowing the teacher to implement best practices.
<b>How?</b>	TEKS-aligned resources, as provided by TEKS Resource System, will be taught through blended synchronous and asynchronous activities.



Synchronous Lesson Delivery Template		
Lesson Cycle	Suggested Instructional Opportunities	Teacher Notes
<b>Norms will be revisited</b>	<ul style="list-style-type: none"> <li>• Camera on, mic off</li> <li>• Materials needed for class</li> <li>• Appropriate setting and attire</li> </ul>	<ul style="list-style-type: none"> <li>• Teachers will project norms before class starts so that students can review as they enter the virtual classroom.</li> </ul>
<b>Introduction</b> 5 minutes	<ul style="list-style-type: none"> <li>• Welcome to class</li> <li>• Address agenda and content &amp; language objectives</li> <li>• Bell Ringer, Opener, or Do Now</li> </ul>	<ul style="list-style-type: none"> <li>• Take informal attendance for student accountability</li> <li>• Icebreaker should be non-threatening in order to ease students into remote interaction and support social emotional learning</li> </ul>
<b>Direct Teach</b> 10-20 minutes	<ul style="list-style-type: none"> <li>• Direct instruction through screen sharing of documents, slides, text or other district resources.</li> <li>• Guided practice of concepts</li> <li>• Checks for Understanding</li> <li>• Opportunities for student engagement or interaction throughout</li> </ul>	<ul style="list-style-type: none"> <li>• Length of direct teach varies among grades and subjects, but should not exceed 20 minutes.</li> <li>• Direct teach should allow ample room for student interaction.</li> <li>• Engagement can be in chat, through interactive slides, use of reaction buttons, or through other interactive resources.</li> <li>• Lesson should provide opportunities for students to Read, Write, Listen, and Speak</li> </ul>
<b>Independent Work</b> 10-15 minutes	<ul style="list-style-type: none"> <li>• Students are assigned a task to complete on or offline</li> <li>• Students can work collaboratively in a breakout room or shared doc/slide</li> <li>• Differentiated tasks can be assigned to small groups of students</li> </ul>	<ul style="list-style-type: none"> <li>• Students may have cameras and mics off</li> <li>• Assignment completion is the goal</li> <li>• Teacher remains online for support</li> <li>• Follow district/campus grading guidelines</li> </ul>
<b>Lesson Closure</b> 5-10 minutes	<ul style="list-style-type: none"> <li>• Verify attendance for student accountability</li> <li>• Complete formative assessment and provide immediate feedback</li> </ul> <p>Examples:</p> <ul style="list-style-type: none"> <li>• Exit ticket</li> <li>• Reflection Questions</li> <li>• Self-Assessment</li> <li>• Prepare for next asynchronous lesson</li> </ul>	<ul style="list-style-type: none"> <li>• Teachers will record a synchronous lesson to post at the end of the school day as a make-up lesson for absent students to view and complete independent work assignments.</li> <li>• Exit ticket feedback may be a verbal confirmation of correct answer, or through other medium</li> </ul>

Direct Teach and Independent Work components can be repeated for block or extended length classes. Do not add minutes to each component to fill the class time.



## REMOTE LEARNING: ASYNCHRONOUS LESSON DELIVERY TEMPLATE

<b>What?</b>	In an asynchronous lesson, students complete self-paced instruction at different times and may have pre-recorded videos with support.
<b>When?</b>	During asynchronous lesson day
<b>Where?</b>	Google Classroom, Seesaw, Schoology
<b>Why?</b>	Provides focused instruction, independent practice, monitors student progress
<b>How?</b>	TEKS-aligned resources, as provided by TEKS Resource System, will be taught through blended synchronous and asynchronous activities.

Asynchronous Lesson Delivery Template		
Lesson Cycle	Suggested Instructional Opportunities	Teacher Notes
<b>Instructions</b>	<ul style="list-style-type: none"> <li>● Assignment is posted by 8:00 am, or by first class period</li> <li>● Student instructions for completing and turning in assignment should include: steps, and office hours for assistance</li> </ul>	<ul style="list-style-type: none"> <li>● All materials and student work should be in one place.</li> <li>● Directions for login should also be provided if necessary.</li> </ul>
<b>Direct Teach or Lesson Review</b> 5-15 minutes	<ul style="list-style-type: none"> <li>● Instruction delivered by teacher created video, instructional video, slides presentation, text or other district resource.</li> <li>● Lessons could incorporate content from the previous lesson as review, or in preparation for the upcoming lesson or assessment.</li> <li>● Formative assessment can be embedded within instruction for student accountability.</li> </ul>	<ul style="list-style-type: none"> <li>● Optimal video length should be between 6-8 minutes, and vary based on grade level.</li> <li>● Using a variety of lesson delivery resources for direct teach will keep students engaged in content as time progresses.</li> </ul>
<b>Independent Work</b> 10-20 minutes	<ul style="list-style-type: none"> <li>● Students are provided a task to complete and submit that same day.</li> <li>● Differentiated tasks can be assigned to small groups of students.</li> <li>● Independent work can incorporate content from the previous lesson as a review, or in preparation for the upcoming lesson or assessment.</li> <li>● Students may work collaboratively, but must submit a separate independent assignment.</li> </ul>	<ul style="list-style-type: none"> <li>● Assignments and/or tasks should be TEKS aligned, meaningful, and grade-level appropriate. Quality over quantity.</li> <li>● Follow district/campus grading guidelines</li> </ul>

Block or extended length classes may assign two Direct Teach/Lesson Review activities and/or two independent work tasks.



# ELEMENTARY AT HOME LEARNING DAILY SCHEDULE

## PRE-KINDERGARTEN/KINDERGARTEN

Time	Student Activity	Synchronous/ Asynchronous
8:00 am	Wake up and have breakfast/Morning Check in <ul style="list-style-type: none"> <li>Ensure you eat a healthy breakfast to get those dendrites going.</li> </ul>	Asynchronous
8:30-9:00 am (30 min.)	<b>Circle Time</b> <ul style="list-style-type: none"> <li>Teacher delivers a morning message for the students that sets the tone for the day. The message encourages the students and family members and discusses what will be learned in the day. (Screencastify)</li> <li>Play Good morning <a href="https://youtu.be/Cul_p7a9VGs">https://youtu.be/Cul_p7a9VGs</a> song</li> <li>Review ABCs, numbers, colors, shapes, days of the week, months</li> <li>ABC Song <a href="https://youtu.be/BELIZKpi1Zs">https://youtu.be/BELIZKpi1Zs</a> <a href="https://youtu.be/iSKcUJOF-Dw">https://youtu.be/iSKcUJOF-Dw</a></li> <li>ABC phonic song <a href="https://youtu.be/36IBDpTRVNE">https://youtu.be/36IBDpTRVNE</a></li> <li>Number song <a href="https://youtu.be/9PA3RsVVdh8">https://youtu.be/9PA3RsVVdh8</a></li> <li>(Can be done Synchronous to set routine and then transition to asynchronous)</li> </ul>	Synchronous
9:00-9:30 am (30 min.)	<b>ELAR-Read Aloud</b> <ul style="list-style-type: none"> <li>Teacher reads aloud a story. Teacher discusses different parts of the book, the job of the author, illustrator. Teacher has students make predictions and inferences of what they think the story is going to be about. Teacher models and thinks aloud during the story, pausing to ask students questions. Students will write about their favorite part of the story or character. Synchronous/Asynchronous (Screencastify)</li> </ul>	Asynchronous
9:30-10:00 am (30 min.)	<b>Brain Break</b> <ul style="list-style-type: none"> <li>Play. Ideally outside if weather permits.</li> </ul> Jack Hartman exercise video any music and movement video. <a href="https://youtu.be/0TgLf3PMQc">https://youtu.be/0TgLf3PMQc</a>	Asynchronous
10:00-10:45 am (45 min.)	<b>Math</b> <ul style="list-style-type: none"> <li>Math activity lesson provided by the teacher on Google Classroom or SeeSaw.</li> <li>Synchronous/Asynchronous (Screencastify)</li> </ul>	Synchronous (20 min.) Asynchronous (25 min.)
10:45-11:00 am (15 min.)	Wash hands for 20 seconds.	
11:00-11:40 pm (40 min.)	<b>Lunch</b> <ul style="list-style-type: none"> <li>Don't forget to visit our Grab and Go lunch locations.</li> </ul>	Enjoy a nice, healthy meal.
11:40-12:25 pm (45 min.)	<b>Phonological Awareness/Phonics</b>	Asynchronous
12:55-1:25 pm (30 min.)	<b>Social Studies/Science</b>	Asynchronous
1:25-2:10 pm (45 min.)	<b>Student Electives/Teacher Planning</b> <ul style="list-style-type: none"> <li>Fine Arts, PE, Music,</li> </ul>	Asynchronous
2:10-2:40 pm (30 min.)	<b>Social Emotional Learning</b> <ul style="list-style-type: none"> <li>Leader in Me/Counselor's Message</li> </ul>	Asynchronous
2:45-3:30 pm (45 min.)	<b>Intervention</b> <ul style="list-style-type: none"> <li>Small group instruction and enrichment for students in special populations.</li> </ul>	Synchronous (30 min.) Asynchronous (15 min.)



# ELEMENTARY AT HOME LEARNING DAILY SCHEDULE

## 1ST & 2ND GRADE

Time	Student Activity	Synchronous Asynchronous
Before 8:00	Wake up; have breakfast; check-in	Asynchronous
8:00 - 8:30 (30 min)	Social Emotional Learning	Synchronous
8:30 - 8:45 (15 min)	Morning Message	Synchronous & Asynchronous
8:45 - 9:15 (30 min)	ELAR: Shared Reading (Minlesson, Reading, Writing)	Synchronous
9:15 - 10:00 (45 min)	ELAR: Engaged Lessons; Istation (TTs); SIPPS	Asynchronous
10:00 - 10:15 (15 min)	Brain Break	
10:15 - 10:30 (15 Min)	Number Talk	Synchronous
10:30 - 11:00 (30 min)	Math: Mini Lessons	Synchronous
11:00 - 11:30 (30 min)	Math: Center Work; Imagine Math (Tue. and Thur.)	Asynchronous
11:30 - 12:10 (40 min)	Lunch	
12:15 - 1:00 (45 min)	Science	Syn - MWF Asy - TT
1:00 - 1:30 (30 min)	Social Studies	Syn - MWF Asy - TT
1:30 - 2:15 (45 mn)	Elective (PE, Music, Art, Counseling, Library)	Synchronous & Asynchronous
2:15 - 2:45	Small Groups: Interventions	Synchronous
2:45 - 3:45 (60 min)	Office Hours	Syn-Students

# ELEMENTARY AT HOME LEARNING DAILY SCHEDULE

## 3RD – 5TH GRADE

Time	Student Activity	Synchronous / Asynchronous
Before 8:30 am	Wake up and have breakfast/Morning Check-In <ul style="list-style-type: none"> <li>Ensure you eat a healthy breakfast to get those dendrites going. Students will submit remote learning <a href="#">attendance form</a> before 8:30 a.m. to be counted present.</li> </ul>	Asynchronous
8:30-9:10 am (40 min.)	<b>ELAR</b> <ul style="list-style-type: none"> <li>Shared Reading - Mini Lesson, Read Aloud, Grammar or Writing Lesson</li> </ul>	Synchronous
9:10 to 10:00 (50 min)	<b>ELAR</b> <ul style="list-style-type: none"> <li>Students work independently on their assignments and Istation depending on their Tier.</li> <li>Google Classroom Assignments</li> </ul>	Asynchronous
10:00 to 10:30 (30 min)	<b>Brain Break</b> <ul style="list-style-type: none"> <li>Go outside and enjoy a physical activity or visit <a href="#">Go Noodle</a> website and get moving with fun interactive activities.</li> </ul>	Asynchronous
10:30-11:00 am (30 min)	<b>Science</b> (MTW) <b>Social Studies</b> (THF) <ul style="list-style-type: none"> <li>Whole Group Lesson</li> </ul>	Synchronous
11:00 to 11:45 am (45 min)	<b>Science</b> (MTW) <b>Social Studies</b> (THF) <ul style="list-style-type: none"> <li>Google Classroom Assignments</li> </ul>	Asynchronous
11:45 to 12:25 (40 min)	Lunch	Enjoy a nice, healthy meal
12:25 to 12:45 (20 min)	<b>Social Emotional Lesson</b> <ul style="list-style-type: none"> <li>Counselors' Google Classroom</li> </ul>	Asynchronous
12:45-1:25 pm (40 min)	<b>Math</b> <ul style="list-style-type: none"> <li>Whole Group Lesson</li> </ul>	Synchronous
1:25 to 2:00 (35 min)	<b>Math</b> <ul style="list-style-type: none"> <li>Students work independently on their assignments and minutes for Imagine Math</li> <li>Google Classroom Assignments</li> </ul>	Asynchronous
2:00 to 2:45 (45 min)	<b>Student Elective</b> / Teacher Planning Period	Synchronous
2:45 to 3:15 (30 min)	<b>Intervention</b> <ul style="list-style-type: none"> <li>Small group instruction, enrichment, services for students - GT,</li> </ul>	Synchronous
	SPED, Dyslexia, and SPEECH	
3:15 to 4:00 (45 min)	<b>Office Hours</b>	Teachers make contact with parents





# VIRTUAL PLAN MIDDLE SCHOOL STUDENTS

## VIRTUAL LEARNING ONLY FOR THE FIRST 4 WEEKS

AUG. 31 - SEPT. 25

- After the first four weeks of school, WISD will review guidelines and proceed accordingly.
- Teachers will continue to utilize the TEKS resource system to teach required TEKS.
- ESL, Sp Ed, GT, 504 students will continue to receive accommodations and services in the virtual setting.
- Each student will require an electronic device and internet access.
- Each campus will provide students with a chromebook and/or a hot spot if needed.

\*Asynchronous learning will continue from 3:35-11:59 pm each day.

Time	Monday	Tuesday	Wednesday	Thursday	Friday
8:00 - 8:50	Teacher Planning, Call to parents and students	Teacher Planning, Call to parents and students	Teacher Planning, Call to parents and students	Teacher Planning, Call to parents and students	Teacher Planning, Call to parents and students
8:50 - 9:35	Core/Elective	Core/Elective	Core/Elective	Core/Elective	Core/Elective
9:35 - 10:20	Core/Elective	Core/Elective	Core/Elective	Core/Elective	Core/Elective
10:20 - 10:35	Break	Break	Break	Break	Break
10:35 - 11:20	Core/Elective	Core/Elective	Core/Elective	Core/Elective	Core/Elective
11:20 - 12:05	Core/Elective	Core/Elective	Core/Elective	Core/Elective	Core/Elective
12:05 - 1:05	Lunch	Lunch	Lunch	Lunch	Lunch
1:05 - 1:50	Core/Elective	Core/Elective	Core/Elective	Core/Elective	Core/Elective
1:50 - 2:35	Core/Elective	Core/Elective	Core/Elective	Core/Elective	Core/Elective
2:35 - 2:50	Break	Break	Break	Break	Break
2:50 - 3:35	Enrichment / Intervention	Enrichment / Intervention	Enrichment / Intervention	Enrichment / Intervention	Enrichment / Intervention
3:35 - 4:00	Teacher Planning, Office Hours, Attendance Calls	Teacher Planning, Office Hours, Attendance Calls	Teacher Planning, Office Hours, Attendance Calls	Teacher Planning, Office Hours, Attendance Calls	Teacher Planning, Office Hours, Attendance Calls



# VIRTUAL PLAN HIGH SCHOOL STUDENTS



STC COURSES BEGIN - AUGUST 24

## VIRTUAL LEARNING ONLY FOR THE FIRST 4 WEEKS AUGUST 31 - SEPTEMBER 25, 2020

- After the first four weeks of school, WISD will review guidelines and proceed accordingly.
- Teachers will continue to utilize the TEKS resource system to teach required TEKS.
- ESL, Sp Ed, GT, 504 students will continue to receive accommodations and services in the virtual setting.
- Each student will require an electronic device and internet access.
- Each campus will provide students with a chromebook and/or a hot spot if needed.

Monday		Tuesday		Wednesday		Thursday		Friday	Alternating Weekly
1A	Synchronous	1B	Synchronous	1A	Asynchronous	1B	Asynchronous	A/B	Async/Sync
2A	Synchronous	2B	Synchronous	2A	Asynchronous	2B	Asynchronous	A/B	Async/Sync
3A	Synchronous	3B	Synchronous	3A	Asynchronous	3B	Asynchronous	A/B	Async/Sync
4A	Synchronous	4B	Synchronous	4A	Asynchronous	4B	Asynchronous	A/B	Async/Sync
4:00-11:59	Asynchronous		Asynchronous		Asynchronous		Asynchronous		Asynchronous

**Synchronous Schedule:** Requires all students and the teacher to be present at the same time, virtually. Students attend school like face-to-face students but are not physically present. Teachers will utilize LMS (Zoom Meetings, Google Meets, etc.)

### 1 A/B 8:00 a.m. - 9:15 a.m.

- 9:00 - 9:15 (review assignments and clearly review a plan for the week including asynchronous)
- 9:15 - 9:30 (asynchronous)

### 2 A/B 9:30 a.m. - 10:45 a.m.

- 10:30-10:45 (review assignments and clearly review a plan for the week including asynchronous)
- 10:45-11:00 (asynchronous)


### Lunch 11:00 a.m. - 11:45 a.m.

### 3A/B 11:45 a.m. - 1:00 p.m.

- 12:45-1:00 (review assignments and clearly review a plan for the week including asynchronous)
- 1:00-1:15 (asynchronous)

### 4A/B 1:15 p.m. - 2:45 p.m.

- 2:30 - 2:45 (review assignments and clearly review a plan for the week including asynchronous)
- 2:45 - 4:00 Support (1 to 1 tutoring, attendance calls, planning, lab follow-up, parent conference, respond to student messages left the prior day during asynchronous)
- 4:00-11:59pm Asynchronous learning





# HIGH SCHOOL STUDENTS

**Asynchronous Schedule:** Does not require the students and teacher to be virtually present at the same time. Self-paced, pre-assigned work, pre-recorded videos, etc.

8:00 a.m. - 4:00 p.m. : Teachers / Students work independently, submit work online, via email, etc throughout the day

- Teacher/Student daily contact through LMS (Google Classroom), email;
- Contact must be documented to verify attendance daily;
- 90% attendance still is required;
- Teachers are available 8-4 for one to one instructional time or other type of student assistance;
- Teachers MUST be available for student assistance during the last 30 minutes of asynchronous scheduled class;
- Teachers MAY schedule synchronous lessons for their classes on asynchronous days

4:00 -11:59 pm: Students work independently, submit work online, via email, etc throughout this time period

In an effort to reach all students and offer student/parent choice as it relates to instruction, the above schedule reflects both synchronous, asynchronous and asynchronous with a synchronous component-options that are delineated in the district plan. As a campus, we do not want to lose that direct instruction that is needed to maintain a high level of student engagement while maintaining a rigorous curriculum meant to prepare students to meet the challenges of the next class.

Students are expected to login to Google classroom daily in an effort to allow teachers the opportunity to provide instructional support.

Students are required to do the following to show proof of attendance through one of these three methods:

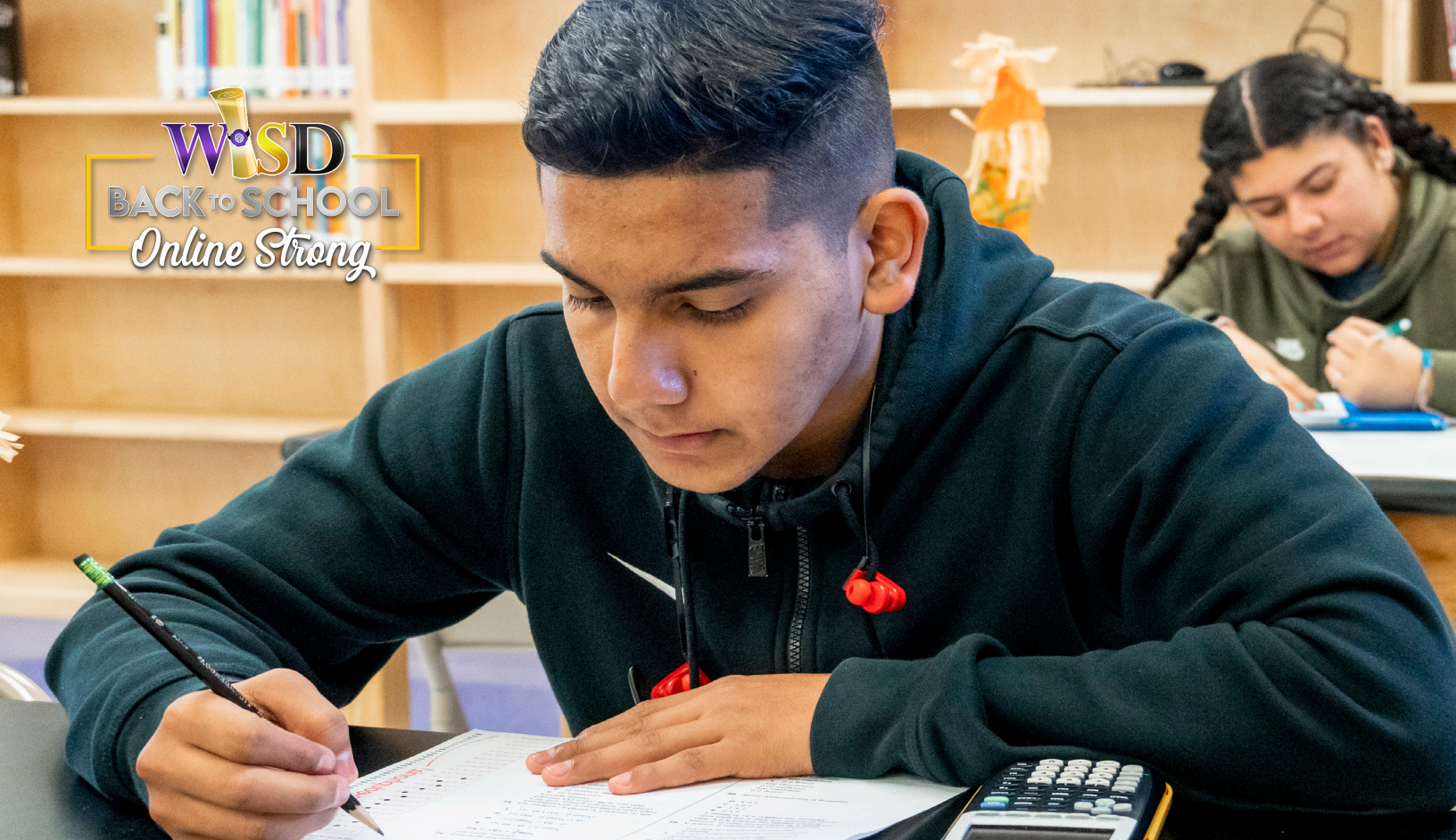
- Show daily progress in the Learning Management System (LMS) such as Google Classroom, etc. ; or
- Show daily progress via teacher-student interactions, as defined in the approved learning plan; or
- Completion/Turn-in of assignments from student to teacher (potentially via email, on-line, or mail).

Teachers will follow up with students who are participating at home through an asynchronous method to ensure they are completing assignments and showing daily progress.

## ASYNCHRONOUS SCHEDULE

8:00 - 9:00	Asynchronous
9:00 - 9:30	Synchronous/1 to 1
9:30 - 10:30	Asynchronous
10:30 - 11:00	Synchronous/1to1
Lunch 11:00-11:45	
11:45 - 12:45	Asynchronous
12:45 - 1:15	Synchronous/1to1
1:15 - 2:15	Asynchronous
2:15 - 2:45	Synchronous/1to1
2:45 - 4:00 - Support (SEL, Check In, Labs, etc)	





## HIGH SCHOOL STUDENTS **SYNCHRONOUS SCHEDULE**

- Students must meet the 240 minimum daily required minutes by the state;
- Students will be engaged with teachers in real time as the lesson progresses;
- 10 min Opener - 30 min Direct Instruction/Lecture - 25 min Student work time/teacher support - 10 min Exit Ticket/Review (Lessons MUST be recorded and made available throughout the week)
- Lectures will take place in real time and recorded for future reference;
- All teachers will be taking attendance if students appear in the virtual class;
- Students must meet the 90% attendance rule;
- ADA period will continue to be 2nd period however, students must still be present all other periods;
- Class Period Breakdown (synchronous):
  - 10 min Opener - 30 min Direct Instruction/Lecture - 25 min Student work time/teacher support - 10 min Exit Ticket/Review (Lessons MUST be recorded and made available throughout the week)

## **SYNCHRONOUS A/B BLOCK PERIOD:**

8:00 - 9:15	Synchronous 1A/B
9:15 - 9:30	Asynchronous 1A/B
9:30 - 10:45	Synchronous 2A/B
10:45 - 11:00	Asynchronous 2A/B
Lunch 11:00-11:45	
11:45 - 1:00	Synchronous 3A/B
1:00 - 1:15	Asynchronous 3A/B
1:15 - 2:30	Synchronous 4A/B
2:30 - 2:45	Asynchronous 4A/B
2:45 - 4:00 - Support (SEL, Check In, Labs, etc)	
4:00-11:59pm	Asynchronous



# HIGH SCHOOL

## SUGGESTED FRIDAY STUDENT SUPPORTS ROTATING A & B DAYS

• On Fridays, teachers will be available for make up work, small group tutoring, intervention, enrichment, parent/student conferences. Teachers will select synchronous or asynchronous method of delivery.

• SEL (Social Emotional Learning) support and lessons provided by campus counselors, social workers and parent specialists / Two Word Character Development.

## RESOURCES AVAILABLE:

9 - 12	English	<ul style="list-style-type: none"><li>• TEKS Resources</li><li>• Edmentum</li><li>• Cambridge</li><li>• Apex</li><li>• <a href="#">ELA Resources</a></li></ul>
	Math	<ul style="list-style-type: none"><li>• Imagine Math</li><li>• TEKS Resources</li><li>• Edmentum</li><li>• Cambridge</li><li>• Apex</li></ul>
	Science	<ul style="list-style-type: none"><li>• TEKS Resources</li><li>• StemScopes</li><li>• EduSmart</li><li>• Gizmos</li><li>• APEX</li><li>• Biology Online Textbook: My HRW Online by Holt McDougal</li><li>• Chemistry Online Textbook: A Natural Approach to Chemistry by Lab Aids</li><li>• Physics Online Textbook: Essential Physics by Pasco Scientific</li></ul>
	Social Studies	<ul style="list-style-type: none"><li>• TEKS Resources</li><li>• Edmentum</li><li>• Cambridge</li><li>• Apex</li><li>• <a href="#">Social Studies Resources</a></li></ul>
	Electives	
	Mental Health	<a href="#">Mental Health Resources</a>

# HIGH SCHOOL SAMPLE LESSON PLAN

Each day will have an assignment in parenthesis that will indicate (attendance). That assignment **MUST** be completed on a daily basis for students to display daily progress on an assignment during asynchronous virtual learning.

Online Weekly Learning Plan				
Teacher:			Week Of:	
Lesson Topic:			Standards:	
Synchronous	Synchronous	Asynchronous	Asynchronous	Synch/Async
Monday	Tuesday	Wednesday	Thursday	Friday
1A Read:  Watch:  Discuss:  <b>Attendance:</b>	1B Read:  Watch:  Discuss:  <b>Attendance:</b>	1A Read:  Watch:  Discuss:  <b>Attendance:</b>	1B Read:  Watch:  Discuss:  <b>Attendance:</b>	1A/B Read:  Watch:  Discuss:  <b>Attendance:</b>
2A Read:  Watch:  Discuss:  Attendance:	2B Read:  Watch:  Discuss:  Attendance:	2A Read:  Watch:  Discuss:  Attendance:	2B Read:  Watch:  Discuss:  Attendance:	2A/B Read:  Watch:  Discuss:  Attendance:
3A Read:  Watch:  Discuss:  Attendance:	3B Read:  Watch:  Discuss:  Attendance:	3A Read:  Watch:  Discuss:  Attendance:	3B Read:  Watch:  Discuss:  Attendance:	3A/B Read:  Watch:  Discuss:  Attendance:
4A Read:  Watch:  Discuss:  Attendance:	4B Read:  Watch:  Discuss:  Attendance:	4A Read:  Watch:  Discuss:  Attendance:	4B Read:  Watch:  Discuss:  Attendance:	4A/B Read:  Watch:  Discuss:  Attendance:



# STUDENT EXPECTATIONS

## STUDENTS WILL BE EXPECTED TO DO THE FOLLOWING ON A DAILY BASIS:

1. Contact campus if experiencing technology issues;
2. Request Chromebook and/or Hot Spot to ensure connectivity with district selected LMS;
3. Students will login daily either synchronously or asynchronously;
  - Expectations for synchronous learning:
    - For synchronous learning activities, students' regular schedule will be followed for the class to come together and conduct instruction/lecture and work in pairs, small groups, and/or all together.
  - During asynchronous learning, students will be able to progress at their own pace through the content. Teachers will contact students as needed to ensure progress is being documented and to be used as a resource for learning.
4. At the end of each class period, students will be provided time to complete an exit ticket identifying instructional areas that were understood and instructional areas that student needs assistance.
5. During asynchronous learning and after 4:00 pm, contact may be made with the teacher however, response may happen the following day.

## SPECIAL EDUCATION

The Special Education Department will continue in carrying out Child Find responsibilities. All identified students will be participating in the District's Virtual Plan for Instruction with services and supports being provided by Special Education teachers/service providers. All students with disabilities will have available to them the same access to materials, and opportunities as all other students. A Free Appropriate Public Education will be provided to the greatest extent possible.

# *Enhanced* **SAFETY PROTOCOLS FOR WISD**

## **CLEANING & DISINFECTING**

Cleaning and disinfecting of WISD schools and buildings will take place on a daily basis. Special care will be placed to all high touch areas such as door knobs, push bars and light switches. Hand sanitizing and/or hand washing stations will be available at every entrance, in the hallways and in all classrooms. Custodial staff will be using an EPA approved disinfectant (NOTE: This list is currently available on the TxSSC COVID-19 resource page and the EPA website.)

## **PROTOCOLS FOR VISITORS**

In order to stop the spread of COVID-19 Weslaco ISD requires anyone doing business with the district contact us virtually or by phone. If someone does need to be on campus or in a WISD building they will be screened for COVID-19 symptoms and receive a temperature check to determine if the visitor can access the building. Also, please do the following:

- Wear a face covering
- Practice social distancing
- Use hand sanitizer located at different locations
- Leave the building after your meeting

## **FACE COVERINGS**


Weslaco ISD requires everyone who is on campus or in a WISD building to wear a face covering or mask. In addition to wearing a mask or face covering we recommend individuals remain 6 feet away from one another.

## **STUDENT ISOLATION PLAN (FALL 2020)**

Parents will have a choice of online learning from home all year. We anticipate in person (on campus) learning will likely be available at a later date. If a student who is taking classes on campus develops COVID-19 symptoms the following student isolation plan will take place.

- Symptomatic students will be required to apply a face covering and report to the designated ISD isolation area for further evaluation.
- The ill student will remain isolated with a designated staff member to be monitored and receive medical care if needed until parent/ guardian arrives for student pick up.
- Monitoring staff member must perform hand hygiene and wear PPE for the duration of the isolation period.
- Campus administrators will immediately notify District Health Services and will follow their guidance.
- After students and staff are removed from the isolation area, it will be sanitized using approved germicidal agents by WISD custodial staff wearing appropriate PPE.





# TECHNOLOGY

Students will need a computer and internet access to start the school year strong. If a student does not have access to a computer or internet access Weslaco ISD will provide a Chromebook and/or a hot spot.

- WIFI Availability
- Hot Spots
- Helpline Phone Number and Hours

**Technology support is available at the campus level,  
Monday through Friday 8 a.m. - 5 p.m.**

Airport Elem.

- (956) 335-5091

A.N. Tony Rico Elem.

- (956) 332-2748

Cleckler-Heald Elem.

- (956) 332-3176

Dr. R. E. Margo Elem.

- (956) 332-3655

Justice Raul Gonzalez Elem.

- (956) 320-9515

Memorial Elem.

- (956) 332-5457

North Bridge Elem.

- (956) 332-3087

PFC Mario Ybarra Elem.

- (956) 320-8712

Sam Houston Elem.

- (956) 335-0615

Rodolfo "Rudy" Silva Elem.

- (956) 332-3694

Early Learning Foundation  
Academy

- (956) 320-8442

Beatriz Garza Middle School

- (956) 332-5572

Central Middle School

- (956) 332-3303

Dr. Armando Cuellar Middle School

- (956) 332-3870

Mary Hoge Middle School

- (956) 335-5369

Weslaco High School

- (956) 332-3811

Weslaco East High School

- (956) 320-8307

South Palm Gardens High School

- (956) 332-3890


CTE Early College High School

- (956) 332-5410


**After hours support is not available at this time, but please  
call and leave a message and tech support will return your  
call during regular school hours.**

# SUPPLIES

In an effort to provide our Weslaco ISD families with relief from the expense of school supplies, Weslaco ISD administration will provide basic materials for all elementary students. Middle and high school students will be provided with basic school supplies upon request. Schedules for the pick-up for materials will be released by the schools.







# *Helpful Hints* FOR SUCCESSFUL REMOTE LEARNING

## **STUDENTS SHOULD:**

- Follow daily schedule by class period
- Log in to classes on time during assigned class periods for synchronous instruction
- Reach out to the teacher with questions/clarification of assignments during “office hours” provided via syllabus/schedule with additional questions. (Teachers are available during synchronous class periods to answer questions in real-time.)
- Complete assigned tasks during the scheduled class time on asynchronous days to avoid falling behind.

## **PARENTS SHOULD:**

- Ensure their students have a quiet place to work
- Ensure their students sign in to Google Classroom on a daily basis
- Monitor their student’s attendance and academic progress via the Parent Portal
- Call the WISD help-desk if your child is has trouble connecting





# GRAB & GO MEALS

Beginning August 31, and through September 28, “Grab and Go” Meal Service will begin for the 2020-2021 school year. This meal service will ONLY be available to all enrolled Weslaco ISD students at the following 10 Elementary school sites Monday through Friday from 11:00 am.- 1:00 pm.

## CAMPUSES

- |                                     |                                 |
|-------------------------------------|---------------------------------|
| 1. Sam Houston Elementary           | 6. Memorial Elementary          |
| 2. Rodolfo “Rudy”Silva Elementary   | 7. North Bridge Elementary      |
| 3. Justice Raul Gonzalez Elementary | 8. A.N.(Tony) Rico Elementary   |
| 4. Margo Elementary                 | 9. Cleckler-Heald Elementary    |
| 5. Airport Drive Elementary         | 10. PFC Mario Ybarra Elementary |

Touchless meal distribution will be used at the “Grab and Go” meal distribution school sites to promote healthy and safe food distribution practices. Parents/Guardians can pick up meals without their child present. However, parents/guardians or students must show a Student Barcode ID letter for each child, which will be scanned for enrollment verification and accurate meal counting. The Student Barcode ID letters will be mailed soon and will include instructions on how to participate in the “Grab and Go” Meal Program.





# COMMUNICATION

Weslaco ISD knows how important communication is with you. We understand information is changing regularly and finding information is not as easy as it once was. We would like to provide you with several sources to help keep you informed.

## WESLACO ISD INFORMATION CAN BE FOUND @WISD.US

CLICK ON BACK TO SCHOOL  
AND YOU WILL BE TAKEN  
TO A PAGE WITH THE LATEST INFORMATION.

Weslaco ISD will also send important information to individual email addresses and send recorded messages via phone calls. Please make sure your information is up to date with your child's school. Weslaco ISD administration phone number is (956) 969-6500.

YOU CAN ALSO FIND IMPORTANT INFORMATION  
ON OUR SOCIAL MEDIA PAGES!



@WESLACOISD



PLEASE CALL THE CAMPUS

# TO SPEAK WITH A *Principal*

2020-2021

Airport Elementary

• (956) 969-6770

A.N. Tony Rico Elementary

• (956) 969-6815

Cleckler-Heald Elementary

• (956) 969-6888

Dr. R. E. Margo Elementary

• (956) 969-6800

Justice Raul Gonzalez Elementary

• (956) 969-6760

Memorial Elementary

• (956) 969-6780

North Bridge Elementary

• (956) 969-6810

PFC Mario Ybarra Elementary

• (956) 969-6587

Sam Houston Elementary

• (956) 969- 6740

Rodolfo "Rudy" Silva Elementary

• (956) 969-6790

Early Learning Foundation Academy

• (956) 969-6620

Beatriz Garza Middle School

• (956) 969-6774

Central Middle School

• (956) 969-6710

Dr. Armando Cuellar Middle School

• (956) 969-6720

Mary Hoge Middle School

• (956) 969-6730

Weslaco High School

• (956) 969-6700

Weslaco East High School

• (956) 969-6950

South Palm Gardens High School

• (956) 969-6621

CTE Early College High School

• (956) 969-6742

Horton A.E.P.

• (956) 969-6916

